



**Transparency International is a global movement with one vision: a world in which government, business, civil society and the daily lives of people are free of corruption. With more than 100 chapters worldwide and an international secretariat in Berlin, we are leading the fight against corruption to turn this vision into reality.**

[www.transparency.org](http://www.transparency.org)

## **Afrobarometer**

Afrobarometer directs a pan-African, non-partisan research network that conducts public attitude surveys on democracy, governance, economic conditions, and related issues in Africa.

Afrobarometer surveys are implemented by about 35 national partners in surveyed countries, with regional coordination by the Ghana Center for Democratic Development (CDD-Ghana), the Institute for Justice and Reconciliation (IJR) in South Africa, and the Institute for Development Studies (IDS) at the University of Nairobi in Kenya. Michigan State University (MSU) and the University of Cape Town (UCT) provide technical support to the network.

Afrobarometer publications from seven survey rounds (1999-2018) in up to 38 countries are available at: [www.afrobarometer.org](http://www.afrobarometer.org).

To explore data on any survey question from any round, please visit Afrobarometer's online data analysis facility at: [www.afrobarometer.org/online-data-analysis](http://www.afrobarometer.org/online-data-analysis).

Authors: Coralie Pring, Jon Vrushu

Contributors: Afrobarometer

Designer: Sophie Everett | [sophieeverett.com.au](http://sophieeverett.com.au)

Cover image: Zhi Zulu | [zhizulu.com](http://zhizulu.com)

Every effort has been made to verify the accuracy of the information contained in this report. All information was believed to be correct as of July 2019. Nevertheless, Transparency International cannot accept responsibility for the consequences of its use for other purposes or in other contexts.

ISBN: 978-3-96076-124-2

2019 Transparency International. Except where otherwise noted, this work is licensed under CC BY-ND 4.0 DE. Quotation permitted. Please contact Transparency International – [copyright@transparency.org](mailto:copyright@transparency.org) – regarding derivatives requests.



# GLOBAL CORRUPTION BAROMETER AFRICA 2019

## TABLE OF CONTENTS

### 2-7

#### Executive summary

The survey  
Key findings  
Recommendations

### 8-13

#### What do citizens in Africa think about the level of corruption?

Corruption on the rise  
Governments not doing enough  
Corruption by institution

### 14-18

#### How are citizens affected by corruption?

Bribery and corruption  
Who pays bribes?

### 18-21

#### Taking action

Citizens can help stop corruption  
Reporting corruption  
Civic space  
Accountable governments

### 22

#### Conclusion

### 23

#### Note on the methodology

Afrobarometer  
Omega Research  
Weighting

### 25-60

#### Country cards

### 61-63

#### Endnotes



# EXECUTIVE SUMMARY

Corruption is hindering Africa's economic, political and social development. It is a major barrier to economic growth, good governance and basic freedoms, such as freedom of speech or citizens' right to hold governments to account.



photo: iStock.com / Joel Carillet



More than this, corruption affects the wellbeing of individuals, families and communities. While it varies extensively across countries and public institutions, corruption harms hundreds of millions of citizens by undermining their chances of a stable, prosperous future. This 10th edition of the *Global Corruption Barometer – Africa* shows that the range of corruption challenges that African citizens face is complex and multifaceted, requiring fundamental and systemic changes. It also highlights that while most people surveyed felt corruption had increased in their country, a majority felt that they, as citizens, could make a difference in the fight against corruption. Recent events in Gambia show how citizens can play a fundamental role in making these changes. Gambians called for greater integrity in

government, forcing political leaders to respond and strengthen anti-corruption frameworks. The autocratic regime of President Jammeh was ousted, and there are encouraging signs that the opacity, repression and violation of basic rights that marked Jammeh's time in office are being slowly reversed. Non-African actors also play a significant role in fuelling corruption in Africa and aiding the diversion of critical resources away from essential public services. Foreign businesses continue to bribe public officials throughout the continent to get an unfair advantage during bidding processes and secure deals that are overpriced or do not yield real benefits. When money that should support critical services, such as health care and education, flows out of countries due to corruption, ordinary citizens suffer most.

## The survey

The *Global Corruption Barometer (GCB) – Africa*, published by Transparency International in partnership with Afrobarometer, presents the largest, most detailed set of public opinion data on citizens' views on corruption and direct experiences of bribery in Africa. Based on fieldwork conducted in 34 countries between 2016 and 2018 by Afrobarometer, as well as a survey conducted by Omega Research, the GCB incorporates the views of more than 47,000 citizens in 35 countries across Africa.<sup>1</sup>

The results show that **more than half of all citizens think corruption is getting worse in their country and that their government is doing a bad job at tackling corruption.**

The GCB found **more than one in four** people who accessed public services, such as health care and education, **paid a bribe in the preceding year. This equates to approximately 130 million citizens** in the 35 countries surveyed.<sup>2</sup>

The GCB also reveals how corruption is hitting the most vulnerable people the hardest.

For example, the **poorest people are twice as likely to pay a bribe as the richest** people in Africa. Paying bribes for essential public services means poorer families have less money for basic necessities like food, water and medicine. Despite this, the GCB raises hope for positive change. **More than half of people in Africa think that citizens can help stop corruption.**

## KEY FINDINGS

### 01

#### Corruption is on the rise

More than half (55 per cent) of all citizens think that corruption increased in the previous 12 months. Only 23 per cent think it declined.

### 02

#### Many governments are failing to do enough


Only one in three citizens (34 per cent) thinks their government is doing a good job at fighting corruption, while 59 per cent rate their government's performance as bad.

### 03

#### Concerns about the integrity of public officials remain high

Among key public institutions, police are most widely seen as corrupt: 47 per cent of people say most or all police are corrupt. But also almost four in 10 citizens think most or all government officials (39 per cent) and parliamentarians (36 per cent) are corrupt. These results are consistent with the last round of findings in 2015, where citizens similarly thought that the police were the most corrupt institution.

## ABOUT THE SURVEY



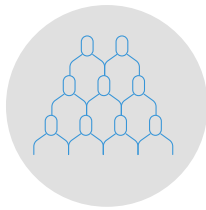
**CONDUCTED  
FROM**  
**SEPT 2016 -  
SEPT 2018**



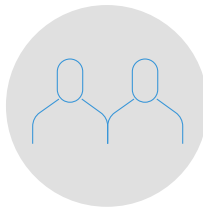
**AFROBAROMETER  
& OMEGA  
RESEARCH**  
**FIELDING THE  
SURVEY**



**35**  
**COUNTRIES  
SURVEYED**



**47,000+**  
**PEOPLE AGED  
18+ TOOK PART**



**FACE  
TO FACE**  
**& NATIONALLY  
REPRESENTATIVE**

### 04

#### **Bribery demands are a regular occurrence for many**

More than one in four citizens who accessed public services, such as health care and education, paid a bribe in the previous year. This is equivalent to approximately 130 million people.

### 05

#### **People's experience with bribery varies**

Men are slightly more likely to pay a bribe than women, the poorest people are twice as likely to pay a bribe as the richest people, and young people aged 18-34 are more likely to pay a bribe than people aged 55 and over.

### 06

#### **Despite fears of retaliation, citizens can make a difference**

Two-thirds of citizens fear retaliation if they report corruption. Yet, despite this, more than half of citizens surveyed (53 per cent) think ordinary people can make a difference in the fight against corruption.

## Recommendations

Corruption in Africa has a direct impact on the lives of citizens. It undermines the integrity and effectiveness of African institutions and deprives governments of sorely needed tax revenues.

While initiatives to tackle corruption in specific institutions, such as the police or parliament, are welcome, ultimately tackling corruption in Africa requires a holistic, systemic approach, including measures taken outside of Africa.

## Africa

Governments should put anti-corruption commitments into practice and should:

- + Ratify, implement and report on the African Union Convention to Prevent and Combat Corruption (AUCPCC).
- + Investigate, prosecute and sanction all reported cases of corruption in both the public and the private sectors, with no exception.
- + Develop minimum standards and guidelines for ethical procurement and build strong procurement practice throughout the continent with training, monitoring and research.
- + Adopt open contracting practices, which make data and documentation clearer and easier to analyse and ensure transparency in hiring procedures.

- + Create mechanisms to collect citizens' complaints and strengthen whistleblower protection to ensure that citizens can report instances of corruption without fear of reprisal.
- + Enable media and civil society to hold governments accountable.
- + Support transparency in political party funding.
- + Allow cross-border cooperation to combat corruption.

While African citizens suffer the consequences of corruption, corrupt individuals are still able to hide behind anonymous companies and stash their ill-gotten funds abroad, purchasing luxury properties, cars and other goods with public money and securing a safe haven for themselves, their families and their stolen assets.

- + National authorities should establish public registers that name the owners of shell companies, allowing bidders for public contracts to be vetted and preventing those who keep their identities secret from benefitting from criminal activities and keeping their dirty money untraced.
- + Governments in the region should put in place and enforce laws that address stolen assets – the proceeds of corruption, crime and money laundering.

## International

Governments of major economies, including members of the G20 and OECD, as well as those of offshore financial centres (secrecy jurisdictions) can also help reduce corruption in Africa. Authorities in these countries should:

- + Establish public registers, in open data format, containing information on the real, natural owners of companies and trusts (beneficial owners).
- + Effectively enforce the OECD Convention on Combating Bribery of Foreign Officials.
- + Effectively implement the Financial Action Task Force (FATF) anti-money laundering standards, to prevent proceeds of corruption carried out in Africa from being laundered in their economies.
- + Implement strong measures to return stolen assets to their countries of origin, including swift responses to requests for legal assistance, and establish legal frameworks to enable civil society and victims of corruption to take asset recovery cases to court.
- + Ensure that business leaders and boards of companies, including multinational companies operating in Africa, are effectively and transparently implementing the highest international anti-corruption and anti-money laundering standards.






“

Africans believe they can make a difference. Governments must allow them the space to do so. AUCPPC provisions on media freedom and civil society should be implemented across Africa.

**Paul Banoba**  
*Regional Advisor for Africa at Transparency International*

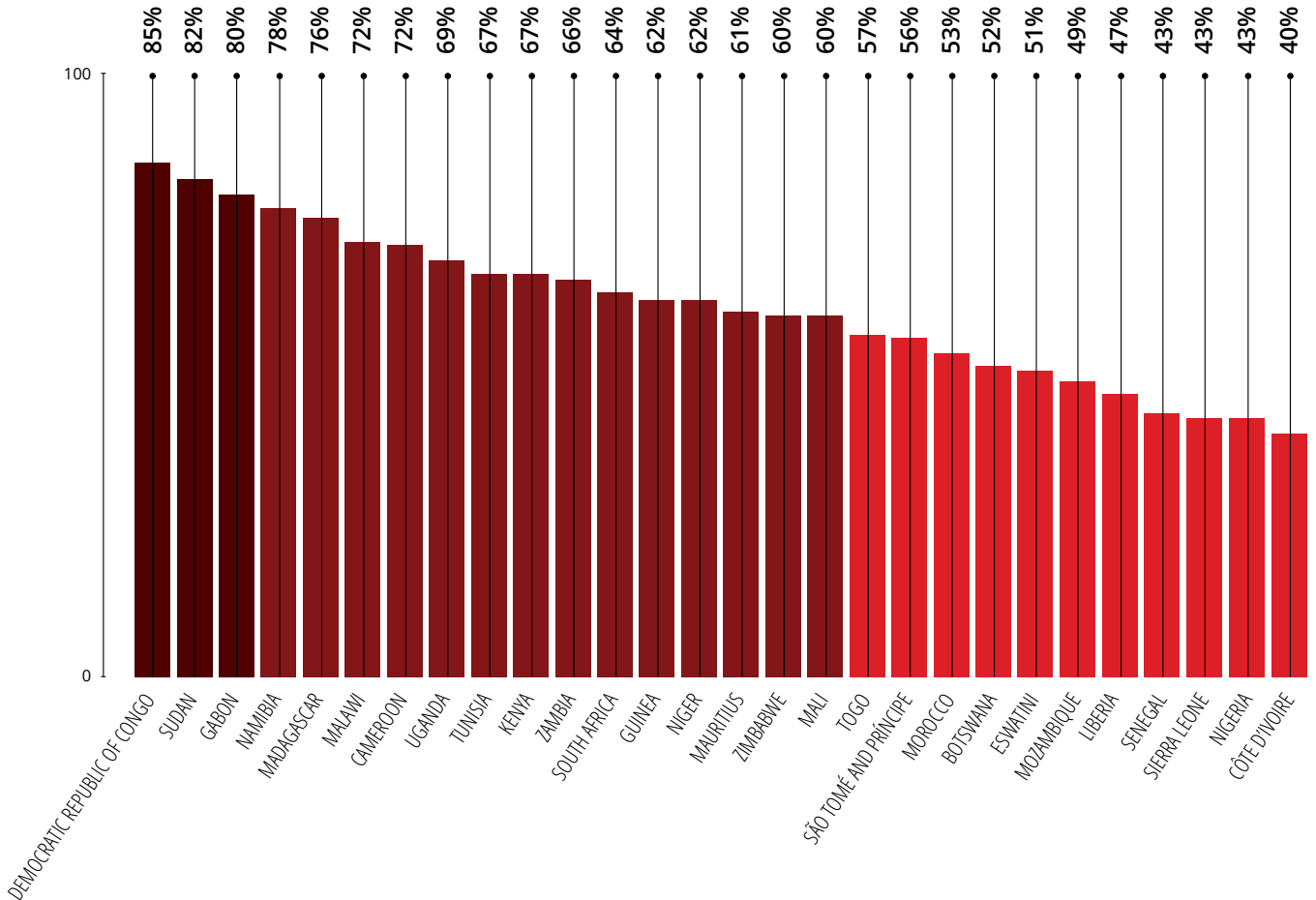


# WHAT DO CITIZENS IN AFRICA THINK ABOUT THE LEVEL OF CORRUPTION?

We asked people what they thought about the state of corruption in their country – how prevalent it is, whether it is rising or declining and whether their government is doing enough to control it. Here’s what we found.

## RESULTS BY COUNTRY

Percentage of people who think corruption increased in the previous 12 months.<sup>3</sup>



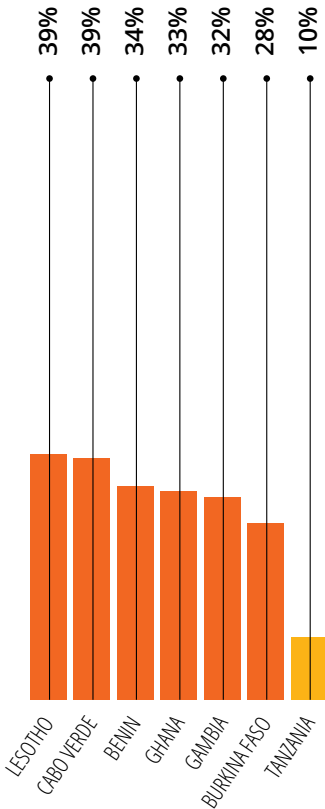
### Corruption on the rise

A majority of African citizens (55 per cent) think corruption increased in their country in the previous 12 months, while far fewer think it declined (23 per cent).<sup>4</sup>

Majorities reported increasing corruption in 22 of the 35 countries surveyed, most strikingly in the Democratic Republic of Congo (DRC), where 85 per cent of all citizens see corruption on the rise. In Sudan

and Gabon, too, eight out of 10 citizens think corruption increased (83 per cent and 80 per cent respectively).


By contrast, about half of citizens in Burkina Faso and Gambia think corruption in their country decreased (54 per cent and 46 per cent respectively).



### Sudan and Gambia in focus

In Sudan, the survey was conducted before the April 2019 overthrow of President Omar al-Bashir by the military. Corruption charges have been brought against him after US\$113 million in cash was allegedly found at Bashir’s residence after he was ousted. Human rights violations are now reportedly being committed by the military, undermining any prospect in the near term of stability and peace.<sup>5</sup>

In 2016, Gambia elected a new president, Adama Barrow, who promised to bring political and civil rights to the country after 22 years of authoritarian rule.<sup>6</sup> More recently, ethnic tensions have reemerged, giving cause for concern about future progress in the country.<sup>7</sup>

55% 

OF PEOPLE THINK CORRUPTION INCREASED IN THE PREVIOUS 12 MONTHS

23% 

THINK CORRUPTION DECREASED

16% 

THINK CORRUPTION STAYED THE SAME

### Governments not doing enough

We also asked people how they rate their government's efforts at fighting corruption. The results show clear dissatisfaction with the actions taken so far. The majority of Africans (59 per cent) think their government is doing a poor job


at addressing corruption risks. However, in some countries, this is far more pronounced. Eighty-seven per cent of citizens in Gabon think their government is failing to fight corruption, followed by Madagascar (83 per cent) and Sudan (81 per cent). By contrast, 66 per cent of

citizens in Sierra Leone think their government is doing well, while 61 per cent of citizens in Lesotho think the same.

### Madagascar and Lesotho in focus


In 2018 in Madagascar, the then-president Hery Rajaonarimampianina was heavily criticised for attempting to change electoral law in his favour shortly before a new election. More recently, the Malagasy anti-corruption agency began legal action against more than half the country's parliamentarians, who are accused of taking bribes.<sup>8</sup>

In Lesotho in 2016, the government introduced a law prohibiting direct and indirect bribery of public officials.<sup>9</sup> Since then, the government has made a number of statements confirming its commitment to fighting corruption. Despite this, impunity for some public officials remains a problem in the country and there are calls for civil society to play a greater role in decision making.<sup>10</sup>



59%

THINK THEIR GOVERNMENT IS DOING A BAD JOB AT TACKLING CORRUPTION



34%

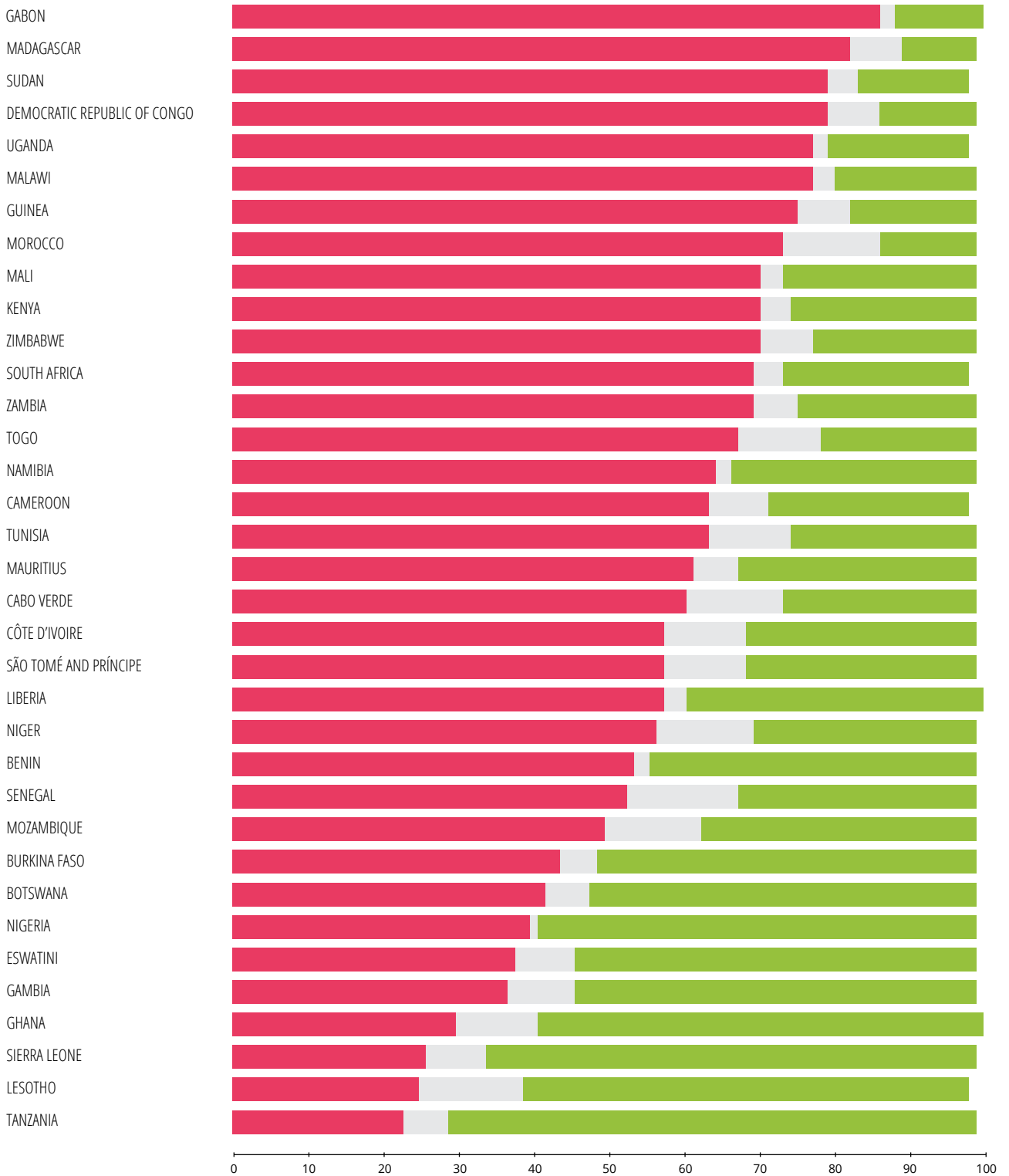
THINK THEIR GOVERNMENT IS DOING WELL



# RESULTS BY COUNTRY

● Badly    ● Don't know    ● Well

Percentage of people who think their government is doing badly vs. well in tackling corruption.<sup>11</sup>



## Corruption by institution

We asked people how much corruption they thought there is in various important institutions in their country. The results show that many people believe there are high levels of corruption among police, government officials, politicians and more.

### Results by institution

Citizens think the police are the most corrupt public institution, with nearly half (47 per cent)

believing that most or all police officers are corrupt. This is consistent with the previous round of findings from the 2015 survey, suggesting that more work needs to be done to improve citizen trust in police.

Many Africans also think that most or all government officials and parliamentarians are corrupt (39 per cent and 36 per cent respectively).

Citizens tend to perceive religious leaders, traditional leaders and NGOs as cleaner, yet some citizens still think corruption exists in these

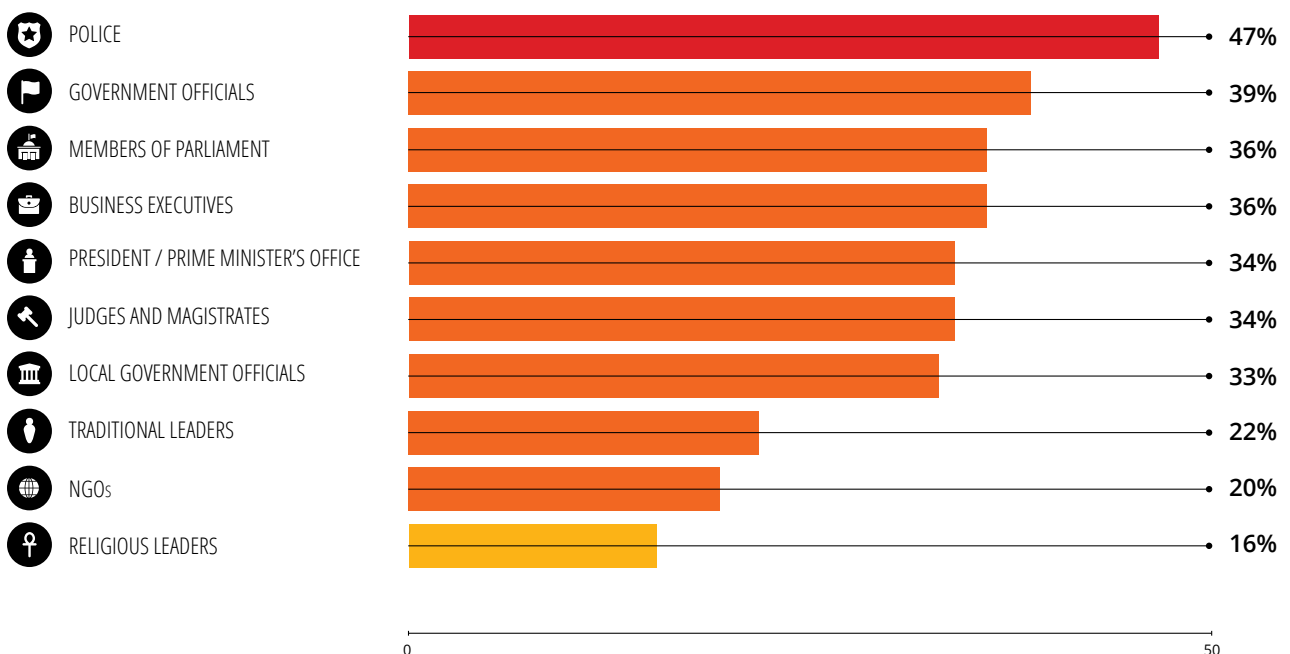
groups (16 per cent, 22 per cent and 20 per cent respectively).

### Police corruption

Eighty-one per cent of DRC citizens think the police are corrupt, followed by Gabon (75 per cent) and Uganda (70 per cent). By contrast, the police are considered much cleaner by citizens in Mauritius, Tunisia and Cabo Verde, where fewer than a quarter think that most or all police are corrupt (19 per cent, 23 per cent and 23 per cent respectively).

## RESULTS BY INSTITUTION

Percentage of people who think that most or all people in these groups or institutions are involved in corruption.<sup>12</sup>





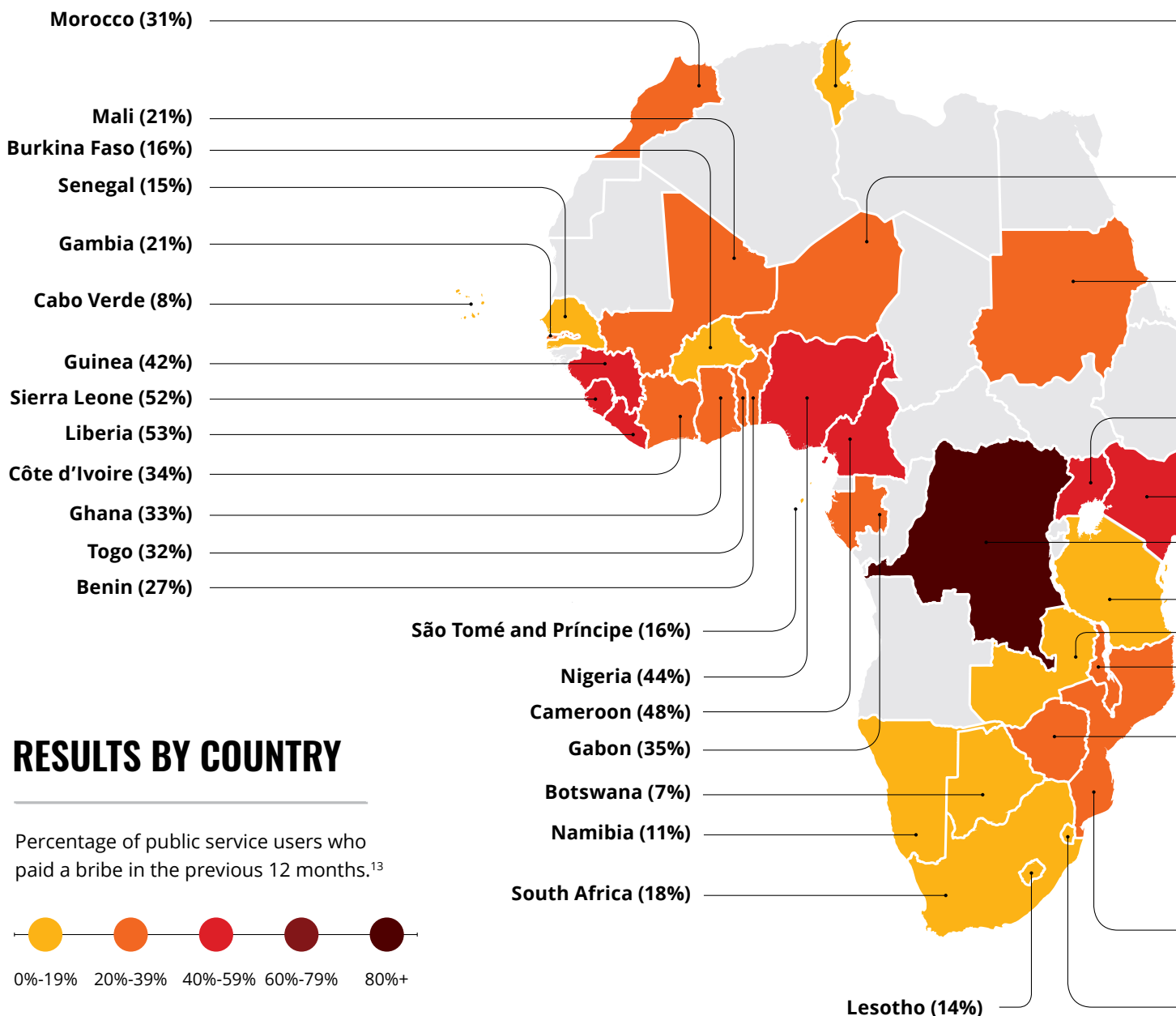
“

Public sector corruption doesn't exist in a vacuum. Foreign bribery and money laundering divert critical resources away from public services, and ordinary citizens suffer most.

**Delia Ferreira Rubio**  
*Chair of Transparency International*


# HOW ARE CITIZENS AFFECTED BY CORRUPTION?

We asked citizens about their experiences with bribery for basic services, such as health care and education, to better understand what happens in people’s daily lives. We found that people’s experiences vary and some services are better than others when it comes to controlling corruption.



## RESULTS BY COUNTRY

Percentage of public service users who paid a bribe in the previous 12 months.<sup>13</sup>



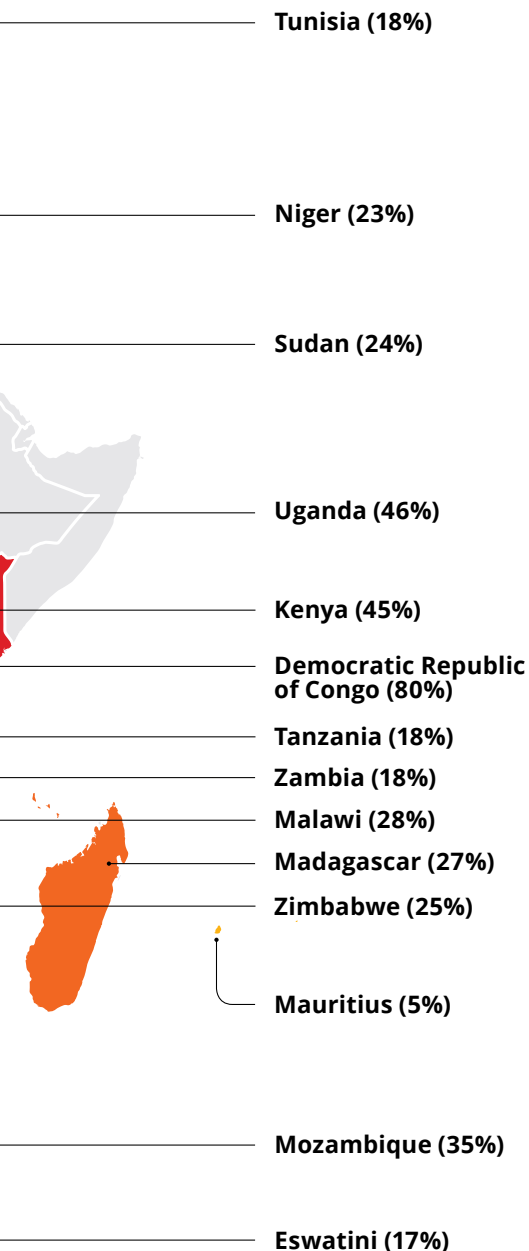


## Bribery and corruption

We asked respondents whether they had contact with five key public services in their country in the previous 12 months – police, health care, schools, ID documents and utilities. We then asked whether they had paid a bribe, given a gift or done a favour in order to get the services they needed. Eighty-five per cent of overall respondents had contact with at least one public service in the

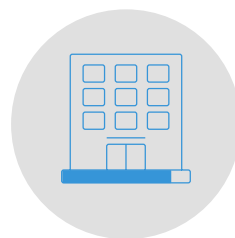
previous 12 months. The results show that of those who had contact, more than one in four people (28 per cent) paid a bribe in the previous 12 months for basic services, like health care and education.<sup>14</sup> This equates to approximately 130 million people across the 35 countries surveyed who paid a bribe in the preceding year.<sup>15</sup> The Democratic Republic of Congo (DRC) has the highest overall bribery rate (80 per cent), followed by Liberia (53

per cent), Sierra Leone (52 per cent), Cameroon (48 per cent) and Uganda (46 per cent). Mauritius maintains the lowest overall bribery rate (5 per cent), followed by Botswana (7 per cent), Cabo Verde (8 per cent), Namibia (11 per cent) and Lesotho (14 per cent). However, even in these countries, governments could do more to stop bribes for public services.




### Democratic Republic of Congo in focus


The DRC is one of the poorest countries in the world, despite having unrivalled natural wealth – particularly in the form of oil, gas and mineral deposits. Development in the country is significantly hampered by insecurity, conflict and mismanagement of natural resources. Public services are weak, underfunded and poorly run, making anti-corruption efforts severely challenging.



**85% OF OVERALL RESPONDENTS HAD CONTACT WITH AT LEAST ONE PUBLIC SERVICE IN THE PREVIOUS 12 MONTHS.**



**MORE THAN 1 IN 4 PEOPLE WHO USED A PUBLIC SERVICE IN THE PREVIOUS 12 MONTHS HAD TO PAY A BRIBE.**



**THIS IS EQUIVALENT TO APPROXIMATELY 130 MILLION PEOPLE.**

### Results by service

The police is the public service most likely to demand and receive bribes, which corresponds with our finding that citizens think the police is also the most corrupt institution in Africa. Public clinics and health centers, meanwhile, have low

bribery rates, although 14 per cent of people who received medical services in the previous 12 months paid a bribe to get the medical care they needed. Despite public clinics and health centers generally having low levels of bribery compared with other services, in some countries bribery in health care is a common experience.

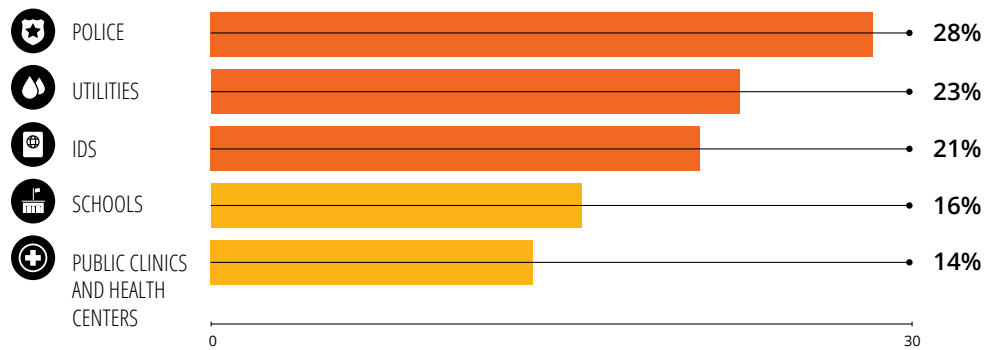
For example, in Sierra Leone, 50 per cent of citizens paid a bribe for medical care. This is followed by DRC and Liberia (43 per cent each). By comparison, in Botswana, only 1 per cent of citizens who came into contact with health centers or clinics paid a bribe, followed by Mauritius (2 per cent) and Eswatini (formerly Swaziland) (3 per cent).

### Sierra Leone and Liberia in focus

In both Sierra Leone and Liberia, investigations uncovered the misuse of huge sums from donations to fight the 2014 Ebola epidemic. An audit of Red Cross spending in Liberia found fraud and “ghost worker” salaries accounted for US\$2.7million in missing funds. In Sierra Leone, Red Cross workers are alleged to have colluded with bank workers to steal US\$2 million. Corrupt use of emergency aid directly takes funds away from those who need them the most.<sup>16</sup> With new Ebola cases found in the DRC, concerns are high that life-saving funds are also at risk of being misused.

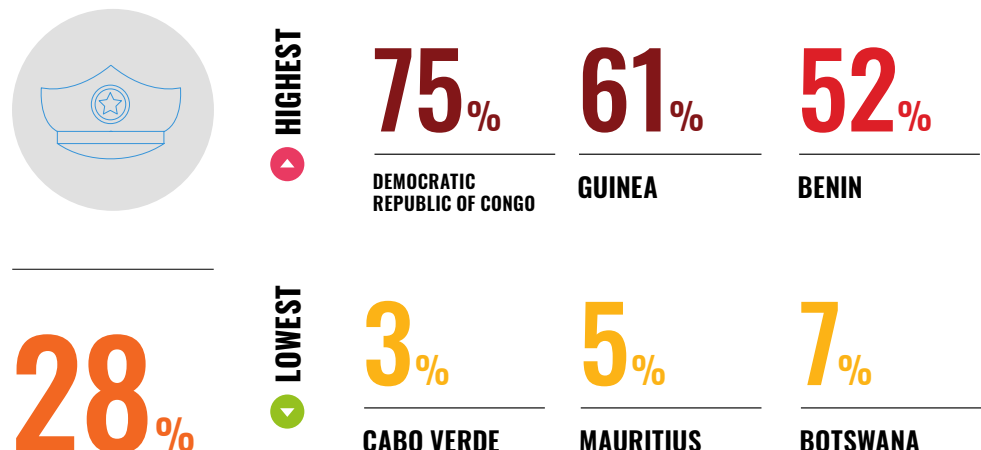
### RESULTS BY SERVICE

Percentage of people who used these services and paid a bribe in the previous 12 months.<sup>17</sup>



### POLICE IN FOCUS

Percentage of people who came into contact with the police in the previous 12 months and paid a bribe.



## Who pays bribes?<sup>18</sup>

Our further analysis looks at which public service users are most at risk of having to pay bribes when they try to access basic public services. The findings show that while not everyone is equally at risk, corruption impacts on many people's access to services.

### Results by gender

Men who accessed basic services are slightly more likely than women to have paid a bribe in the previous 12 months. This result may reflect men's more traditional role in overseeing family finances and perhaps the likelihood that they take responsibility for paying a bribe for their family's access to basic services.

However, the survey shows that corruption affects many women as well as men, which may put undue strain on family budgets. Efforts to fight corruption should look to support both male and female victims, including providing safe and secure reporting channels where complaints will be taken seriously and acted on.

MEN

32%

WOMEN

25%

### Results by poverty levels

Citizens living in poverty are much more vulnerable to corruption than wealthy citizens. We found that almost two in five of the poorest people in Africa paid bribes for public services, while only one in five of the wealthiest people paid bribes for public services.<sup>19</sup> This result highlights

how those living in poverty may have less power to stand up to corrupt public officials. Wealthy people often have more options available to them, including using private sector services.

POOREST

36%

MODERATELY POOR

31%

MODERATELY WELL OFF

25%

WEALTHIEST

19%

### Results by age

Young people aged 18 to 34 are more likely to pay a bribe than people aged 55 or over. Just under one in three young people who accessed basic services had to pay a bribe, compared with one in five older people. Further research is needed to see whether older people are less frequently asked for

bribes than younger people, or whether they are more likely to resist if asked.

AGED 18-34

32%

AGED 35-54

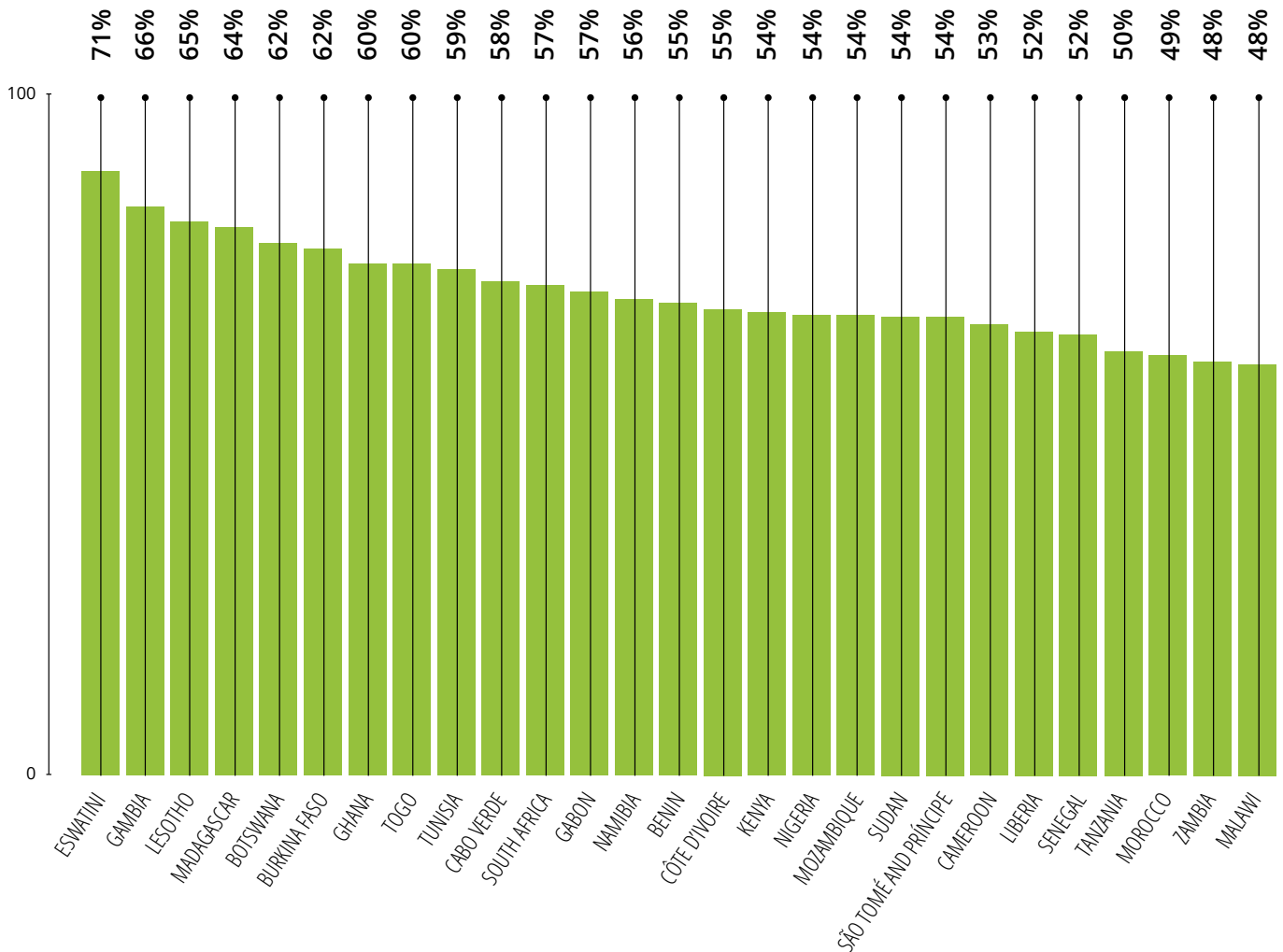
27%

AGED 55+

18%

# TAKING ACTION

Several basic requirements are fundamental to reducing the prevalence of corruption: ensuring people can safely report corruption when it is experienced, guaranteeing that punishments are fairly given, enabling NGOs to operate freely, and empowering citizens to hold governments to account. The survey finds that while there are barriers to such anti-corruption efforts in the region, many people are ready and willing to take action.





### Citizens can help stop corruption

Despite fears of retaliation and inaction, people are hopeful. 53 per cent of citizens believe ordinary people can make a difference in the fight against corruption.

This is especially true in Eswatini, Gambia and Lesotho, where between 65 and 71 per cent of people believe their voice matters.

However, far fewer people in Niger (26 per cent), DRC (32 per cent) and Sierra Leone (39 per cent) think they can make a difference, suggesting that governments in these countries need to do more to engage citizens and demonstrate that citizens' actions are leading to positive changes.

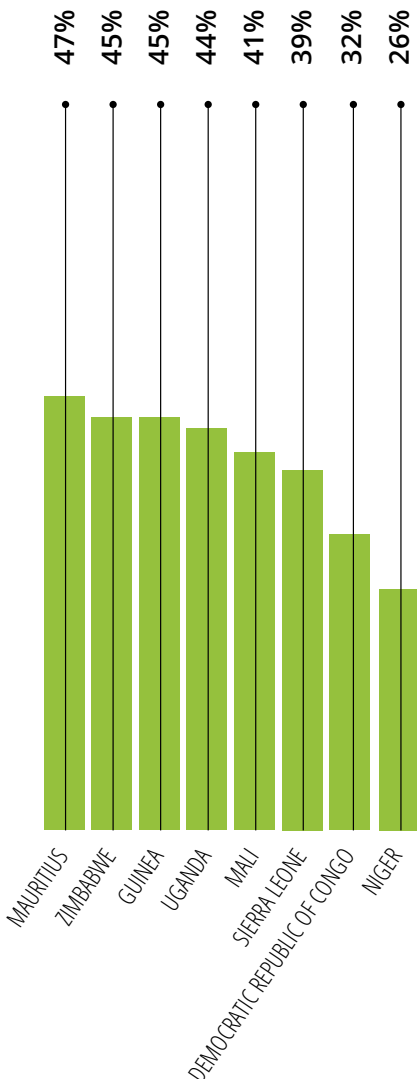
53%

39%

THINK ORDINARY PEOPLE **CAN MAKE A DIFFERENCE** IN THE FIGHT AGAINST CORRUPTION

THINK ORDINARY PEOPLE **CAN'T MAKE A DIFFERENCE** IN THE FIGHT AGAINST CORRUPTION

**ORDINARY CITIZENS CAN MAKE A DIFFERENCE IN THE FIGHT AGAINST CORRUPTION**



Percentage who agree<sup>20</sup>

## Reporting corruption

Reporting corruption cases to the appropriate authorities is essential to anti-corruption work. Yet the results show two-thirds of Africans think that if people report corruption they will suffer retaliation<sup>21</sup> and many people think that reporting channels are ineffective.

People are particularly concerned about retaliation in Gabon, Eswatini, Malawi, São Tomé and Príncipe, Uganda, Nigeria, Kenya and Togo. In these countries, more than three-quarters of citizens fear

such retaliation.

At 39 per cent, Gambia has the lowest percentage of people who fear retaliation. However, this remains a worryingly high proportion.

Less than half of respondents think that reporting corruption will lead to any action (43 per cent).

A majority of citizens in Lesotho, Mauritius, Cabo Verde, Botswana, Eswatini and Gambia think reporting corruption can lead to change (55 per cent or more).

However, this falls to less than one-third in Liberia, Guinea, Nigeria, Togo, Gabon and

Namibia, where people are far less confident that any action would be taken (less than 33 per cent).

Reporting mechanisms can act as important deterrents for public officials who may otherwise decide to engage in corruption. However, if victims fear retaliation if they use such mechanisms or think they will be ineffective, the mechanisms will not be used. Whistleblower reporting channels need to be safe and secure, providing confidentiality and anonymity to reporters. Complaints must be properly investigated, with perpetrators held to account.

67%

**FEAR RETALIATION IF THEY REPORT CORRUPTION**

28%

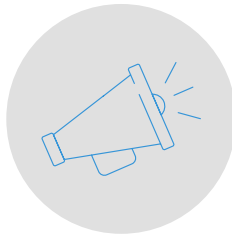
**THINK THEY CAN REPORT CORRUPTION FREELY, WITHOUT CONSEQUENCE**

## Advocacy and Legal Advice Centres


In many countries in Africa, through our Advocacy and Legal Advice Centres (ALACs), Transparency International offers citizens advice and support if they need to report a case of corruption that they have experienced or witnessed. Governments should support and work with mechanisms like these to ensure that complaints are investigated effectively and safely by the relevant authorities.

## Civic space

There is broad support among citizens for the freedom to join NGOs and civic organisations like Transparency International, which can act as watchdogs of corruption and monitor the misuse of government power. The strongest support for freedom to join any NGO was found in Gabon, Senegal, Madagascar and Togo. In these places, more than four in five citizens think people should be free to join any organisation they want.



**62% SAY THAT THEY SUPPORT PEOPLE'S FREEDOM TO JOIN ANY ORGANISATION THEY CHOOSE<sup>22</sup>.**



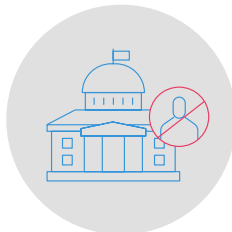
**WHILE 33% SAY THAT THEY THINK THE GOVERNMENT SHOULD BE ABLE TO BAN ANY ORGANISATION WHICH GOES AGAINST ITS POLICIES<sup>23</sup>.**

## Accountable governments

There is widespread support among citizens for governments to be more accountable to the public. When citizens are involved in decision-making, outcomes are more likely to be in the public interest, rather than a few corporate and political interests. Citizens in Benin, Gabon, Mali, Togo and Gambia support government accountability the most, with more than three-quarters agreeing that governments should be answerable to citizens. Citizens in South Africa, Tanzania, Madagascar, Mozambique and Namibia are more divided. About half of people in these countries prefer a government that gets things done, even if citizens cannot influence its decision-making.



**62% OF PEOPLE THINK THAT IT IS IMPORTANT FOR CITIZENS TO BE ABLE TO HOLD THEIR GOVERNMENT ACCOUNTABLE, EVEN IF THAT MEANS IT MAKES DECISIONS MORE SLOWLY<sup>24</sup>.**



**WHILE ONLY 34% THINK THAT IT IS MORE IMPORTANT TO HAVE A GOVERNMENT THAT CAN GET THINGS DONE, EVEN IF PEOPLE HAVE NO INFLUENCE OVER WHAT IT DOES<sup>25</sup>.**

# CONCLUSION

The results from the latest edition of Transparency International's *Global Corruption Barometer – Africa*, built primarily with data from Afrobarometer's Round 7 survey, demonstrate widespread public dissatisfaction with the pace of progress in fighting corruption.

While perceptions of the extent of the corruption problem vary considerably across the continent, many citizens see corruption as increasing, governments doing too little to address the problem, and bribery being far too common an occurrence in many countries.

The results from the DRC, Sudan and Gabon are particularly concerning. The high and rising levels of corruption – coupled with dissatisfaction with government efforts to tackle it – highlight an acute need for stronger anti-corruption commitments in these countries.

In Sierra Leone and Liberia, the high frequency of bribes for public services is also an urgent issue. Citizens need to be able to receive critical public services without paying bribes.

However, some countries are seen to be doing better than

others in fighting corruption, at least according to the views of their citizens. In general, citizens in Cabo Verde and Mauritius think there is relatively little corruption in the public sector, with fewer bribes for public services. In Gambia, citizens think corruption has declined recently and that government efforts to fight corruption are better. Given that the situation in the country is now less certain, citizens' views should be monitored via future surveys to see how they respond to the latest developments.

African governments must commit to implementing anti-corruption efforts. This requires both adopting and enforcing comprehensive legal frameworks, strengthening their institutions, ensuring ethical procurement processes, and bringing transparency to political party funding. They also need to protect whistleblowers

and support civil and political rights while cooperating with other nations investigating corruption. Establishing public registers that name the owners of shell companies and taking action against stolen assets are also vital steps.

All major economies and offshore financial centres have a part to play. To stop the flow of dirty money out of Africa, they must tackle money laundering, support the return of stolen assets and establish public registers. To ensure that their own companies aren't increasing corruption in Africa, they should also effectively enforce the OECD Convention on Combating Bribery of Foreign Officials.

African citizens deserve corruption-free countries. Leaders on the continent and worldwide should act with urgency, commitment and integrity.

# NOTE ON THE METHODOLOGY

The 10th edition of the *Global Corruption Barometer – Africa* was implemented by Afrobarometer, as part of its Round 7 surveys, in collaboration with Transparency International. A separate survey was commissioned by Transparency International for the Democratic Republic of Congo (DRC), which was conducted by Omega Research.

## Afrobarometer

Afrobarometer has been capturing data on public opinion in Africa, on topics ranging from democracy and governance to economic management and trust, since 1999. It facilitates use of this data to promote citizen voice in ways that inform public policy and hold governments accountable.

Afrobarometer directs a pan-African, non-partisan research network that conducts public attitude surveys in African countries. It uses computer-assisted personal interviewing to conduct face-to-face interviews in the language of the respondent's choice. Nationally representative samples of between 1,200 and 2,400 yield country-level results with a maximum margin of error of +/-3 percentage points at a 95 per cent confidence

level. This report relies on data from 45,823 interviews completed in 34 countries (home to almost 80 per cent of the continent's population) between September 2016 and September 2018. The data is weighted to ensure nationally representative samples. Given our shared goals, Transparency International and Afrobarometer have partnered since 2014 to capture public opinion data on perceptions and experiences of corruption across Africa.

## Omega Research

The DRC survey was organised and conducted by Omega Research. All fieldwork was completed using a face-to-face survey methodology in the following languages: English, French, Lingala and Swahili. The face-to-face interviews were conducted through Computer

Assisted Personal Interviewing. A random probability stratified clustered sample was used. The sample was stratified by region and by level of urbanisation. Secondary Sampling Units were selected up to three hours from the nearest road. Households were selected at random using a random walk. The respondent was selected at random from all adults in the household using a Kish grid method. The results are weighted to be nationally representative according to available population data. The results have a margin of error of +/- 2.8 percentage points at a 95 per cent confidence level.

## Weighting

For reported multi-country averages, an additional weighting factor is applied so that the sample sizes for each country are equal. The overall results for Africa are equivalent to an average of the countries surveyed.



Country	Surveying organization	Fieldwork dates	Sample size
<b>Afrobarometer countries</b>			
Benin	Institute for Empirical Research in Political Economy (IREEP)	24 Dec 2016-2 Jan 2017	1.200
Botswana	Star Awards (Pty) Ltd	21 Jun-5 Jul 2017	1.198
Burkina Faso	Centre for the Democratic Governance of Burkina Faso (CGD)	2-18 Oct 2017	1.200
Cabo Verde	Afrosondagem	20 Nov-6 Dec 2017	1.200
Cameroon	Centre d'Etudes et de Recherche en Economie et Gestion (CEREG) Université de Yaounde II	7-25 May 2018	1.202
Côte d'Ivoire	Centre de Recherche et de Formation sur le Développement Intégré (CREFDI)	30 Dec 2016-11 Jan 2017	1.200
Eswatini	ActivQuest	13-28 Mar 2018	1.200
Gabon	Centre de Recherche en Geosciences Politiques et Prospective (CERGEP)	2-14 Nov 2017	1.199
Gambia	Center for Policy Research and Strategic Studies (CEPRASS)	23 Jul-12 Aug 2018	1.200
Ghana	Center for Democratic Development (CDD-Ghana)	9-25 Sept 2017	2.400
Guinea	DG Stat View International	13-31 May 2017	1.194
Kenya	Institute for Development Studies, University of Nairobi	13 Sept-8 Oct 2016	1.599
Lesotho	Advision (PTY) Limited	25 Nov-11 Dec 2017	1.200
Liberia	The Khana Group	19 Jun-16 Jul 2018	1.200
Madagascar	COEF Resources	20 Jan-26 Feb 2018	1.200
Malawi	Centre for Social Research, University of Malawi	26 Dec 2016-14 Feb 2017	1.200
Mali	Groupe de Recherche en Économie Appliquée et Théorique (GREAT)	8-24 Feb 2017	1.200
Mauritius	StraConsult Ltd	30 Sept-1 Nov 2017	1.200
Morocco	Global for Survey and Consulting (GSC)	13-28 May 2018	1.200
Mozambique	IPSOS Limited (Mozambique)	13 Jun-3 Sept 2018	2.392
Namibia	Survey Warehouse	6 Nov-21 Dec 2017	1.200
Niger	Laboratoire d'Etudes et de Recherches sur les Dynamiques Sociales et le Développement Local (LASDEL)	13-30 Apr 2018	1.200
Nigeria	Practical Sampling International (PSI)	26 Apr-10 May 2017	1.600
São Tomé and Príncipe	Afrosondagem	29 Jun-22 Jul 2018	1.200
Senegal	Carrefour d'Etudes et de Recherches-Action pour la Démocratie et le Développement (CERADD)	2-19 Dec 2017	1.200
Sierra Leone	ITASCAP Limited	6-28 Jul 2018	1.200
South Africa	Plus 94	30 Jul-26 Sept 2018	1.840
Sudan	Sudan Polling Survey Center	22 Jul-25 Aug 2018	1.200
Tanzania	REPOA Policy Research for Development	30 Apr-17 Jun 2017	2.400
Togo	Center for Research and Opinion Polls (CROP)	11-23 Nov 2017	1.200
Tunisia	One-to-One Research and Polling (121)	31 Mar-7 May 2018	1.199
Uganda	Hatchile Consult Ltd	26 Dec 2016-8 Jan 2017	1.200
Zambia	RuralNet	8-25 Apr 2017	1.200
Zimbabwe	Mass Public Opinion Institute	28 Jan-10 Feb 2017	1.200

**Additional surveys**

Democratic Republic of Congo	Omega Research	5 Feb - 29 Mar 2018	1.282
------------------------------	----------------	---------------------	-------

# COUNTRY CARDS

---



## BENIN



### BRIBERY RATES\*

\* Based on people who used these public services in the previous 12 months.

	2015	2019
Overall bribery rate	26%	27%
Public schools	9%	10%
Public clinics and health centers	13%	12%
IDs	26%	14%
Utilities	20%	23%
Police	18%	52%



### HAS CORRUPTION LEVEL CHANGED IN THE PREVIOUS 12 MONTHS?

	2015	2019
Increased	74%	34%
Decreased	17%	44%
Stayed the same	7%	21%
Don't know	2%	1%
Refused to answer	0%	0%



### CAN ORDINARY PEOPLE MAKE A DIFFERENCE IN THE FIGHT AGAINST CORRUPTION?

	2015	2019
Yes	42%	55%
No	49%	43%
Neither yes nor no	5%	1%
Don't know / refused to answer	3%	1%

34%

Think corruption increased in the previous 12 months

27%

Of public service users paid a bribe in the previous 12 months

54%

Think their government is doing a bad job of tackling corruption

55%

Think that ordinary citizens can make a difference in the fight against corruption



### CORRUPTION BY INSTITUTION\*

\* Percentage who think that most or all people in these institutions are corrupt.

INSTITUTION	2015	2019
President / Prime Minister	51%	43%
Members of Parliament	46%	42%
Government officials	54%	46%
Local government officials	48%	42%
Police	54%	55%
Judges and Magistrates	48%	46%
Religious leaders	20%	22%
NGOs	-	28%
Business Executives	64%	53%
Traditional leaders	26%	28%

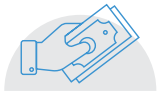


### IS THE GOVERNMENT DOING A GOOD OR BAD JOB OF FIGHTING CORRUPTION?

	2015	2019
Good	19%	44%
Bad	79%	54%
Don't know	2%	2%
Refused to answer	0%	0%



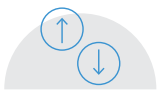
## BOTSWANA



### BRIBERY RATES\*

\* Based on people who used these public services in the previous 12 months.

	2015	2019
Overall bribery rate	1%	7%
Public schools	1%	2%
Public clinics and health centers	0%	1%
IDs	0%	3%
Utilities	0%	4%
Police	1%	7%



### HAS CORRUPTION LEVEL CHANGED IN THE PREVIOUS 12 MONTHS?

	2015	2019
Increased	51%	52%
Decreased	24%	20%
Stayed the same	14%	17%
Don't know	11%	11%
Refused to answer	0%	0%



### CAN ORDINARY PEOPLE MAKE A DIFFERENCE IN THE FIGHT AGAINST CORRUPTION?

	2015	2019
Yes	72%	62%
No	20%	31%
Neither yes nor no	5%	4%
Don't know / refused to answer	3%	3%

52%

Think corruption increased in the previous 12 months

7%

Of public service users paid a bribe in the previous 12 months

42%

Think their government is doing a bad job of tackling corruption

62%

Think that ordinary citizens can make a difference in the fight against corruption



### CORRUPTION BY INSTITUTION\*

\* Percentage who think that most or all people in these institutions are corrupt.

INSTITUTION	2015	2019
President / Prime Minister	20%	29%
Members of Parliament	25%	28%
Government officials	29%	39%
Local government officials	22%	27%
Police	34%	39%
Judges and Magistrates	14%	20%
Religious leaders	16%	19%
NGOs	-	19%
Business Executives	35%	37%
Traditional leaders	13%	15%

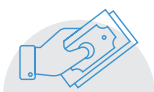


### IS THE GOVERNMENT DOING A GOOD OR BAD JOB OF FIGHTING CORRUPTION?

	2015	2019
Good	54%	52%
Bad	42%	42%
Don't know	4%	5%
Refused to answer	0%	0%



## BURKINA FASO



### BRIBERY RATES\*

\* Based on people who used these public services in the previous 12 months.

	2015	2019
Overall bribery rate	11%	16%
Public schools	9%	9%
Public clinics and health centers	4%	5%
IDs	9%	11%
Utilities	5%	12%
Police	8%	21%



### HAS CORRUPTION LEVEL CHANGED IN THE PREVIOUS 12 MONTHS?

	2015	2019
Increased	28%	28%
Decreased	48%	54%
Stayed the same	18%	15%
Don't know	5%	3%
Refused to answer	0%	0%



### CAN ORDINARY PEOPLE MAKE A DIFFERENCE IN THE FIGHT AGAINST CORRUPTION?

	2015	2019
Yes	61%	62%
No	31%	35%
Neither yes nor no	4%	2%
Don't know / refused to answer	3%	1%

28%

Think corruption increased in the previous 12 months

16%

Of public service users paid a bribe in the previous 12 months

44%

Think their government is doing a bad job of tackling corruption

62%

Think that ordinary citizens can make a difference in the fight against corruption



### CORRUPTION BY INSTITUTION\*

\* Percentage who think that most or all people in these institutions are corrupt.

INSTITUTION	2015	2019
President / Prime Minister	27%	24%
Members of Parliament	30%	28%
Government officials	32%	31%
Local government officials	28%	27%
Police	28%	29%
Judges and Magistrates	34%	31%
Religious leaders	9%	17%
NGOs	-	22%
Business Executives	57%	38%
Traditional leaders	11%	17%

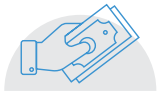


### IS THE GOVERNMENT DOING A GOOD OR BAD JOB OF FIGHTING CORRUPTION?

	2015	2019
Good	45%	51%
Bad	49%	44%
Don't know	5%	5%
Refused to answer	0%	0%



## CABO VERDE



### BRIBERY RATES\*

\*Based on people who used these public services in the previous 12 months.

	2015	2019
Overall bribery rate	2%	8%
Public schools	2%	7%
Public clinics and health centers	1%	4%
IDs	1%	6%
Utilities	1%	8%
Police	0%	3%



### HAS CORRUPTION LEVEL CHANGED IN THE PREVIOUS 12 MONTHS?

	2015	2019
Increased	49%	39%
Decreased	14%	20%
Stayed the same	20%	29%
Don't know	18%	12%
Refused to answer	0%	0%



### CAN ORDINARY PEOPLE MAKE A DIFFERENCE IN THE FIGHT AGAINST CORRUPTION?

	2015	2019
Yes	55%	58%
No	34%	31%
Neither yes nor no	3%	6%
Don't know / refused to answer	8%	5%

39%

Think corruption increased in the previous 12 months

8%

Of public service users paid a bribe in the previous 12 months

61%

Think their government is doing a bad job of tackling corruption

58%

Think that ordinary citizens can make a difference in the fight against corruption



### CORRUPTION BY INSTITUTION\*

\* Percentage who think that most or all people in these institutions are corrupt.

INSTITUTION	2015	2019
President / Prime Minister	12%	16%
Members of Parliament	13%	16%
Government officials	15%	16%
Local government officials	15%	17%
Police	19%	23%
Judges and Magistrates	9%	11%
Religious leaders	6%	11%
NGOs	-	9%
Business Executives	19%	20%
Traditional leaders	-	-



### IS THE GOVERNMENT DOING A GOOD OR BAD JOB OF FIGHTING CORRUPTION?

	2015	2019
Good	23%	26%
Bad	61%	61%
Don't know	17%	12%
Refused to answer	0%	0%





# CAMEROON



## BRIBERY RATES\*

\* Based on people who used these public services in the previous 12 months.

	2015	2019
Overall bribery rate	47%	48%
Public schools	32%	27%
Public clinics and health centers	31%	22%
IDs	34%	35%
Utilities	34%	39%
Police	34%	37%



## HAS CORRUPTION LEVEL CHANGED IN THE PREVIOUS 12 MONTHS?

	2015	2019
Increased	44%	72%
Decreased	31%	13%
Stayed the same	17%	10%
Don't know	8%	5%
Refused to answer	0%	0%



## CAN ORDINARY PEOPLE MAKE A DIFFERENCE IN THE FIGHT AGAINST CORRUPTION?

	2015	2019
Yes	56%	53%
No	35%	41%
Neither yes nor no	5%	3%
Don't know / refused to answer	5%	4%

72%

Think corruption increased in the previous 12 months

48%

Of public service users paid a bribe in the previous 12 months

64%

Think their government is doing a bad job of tackling corruption

53%

Think that ordinary citizens can make a difference in the fight against corruption



## CORRUPTION BY INSTITUTION\*

\* Percentage who think that most or all people in these institutions are corrupt.

INSTITUTION	2015	2019
President / Prime Minister	34%	48%
Members of Parliament	35%	43%
Government officials	45%	54%
Local government officials	36%	42%
Police	55%	63%
Judges and Magistrates	51%	54%
Religious leaders	18%	23%
NGOs	-	31%
Business Executives	52%	49%
Traditional leaders	27%	35%

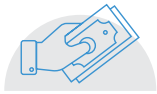


## IS THE GOVERNMENT DOING A GOOD OR BAD JOB OF FIGHTING CORRUPTION?

	2015	2019
Good	37%	27%
Bad	57%	64%
Don't know	6%	8%
Refused to answer	0%	0%



## CÔTE D'IVOIRE



### BRIBERY RATES\*

\* Based on people who used these public services in the previous 12 months.

	2015	2019
Overall bribery rate	34%	34%
Public schools	17%	18%
Public clinics and health centers	18%	16%
IDs	29%	31%
Utilities	13%	20%
Police	26%	43%



### HAS CORRUPTION LEVEL CHANGED IN THE PREVIOUS 12 MONTHS?

	2015	2019
Increased	32%	40%
Decreased	46%	32%
Stayed the same	20%	24%
Don't know	3%	4%
Refused to answer	0%	0%



### CAN ORDINARY PEOPLE MAKE A DIFFERENCE IN THE FIGHT AGAINST CORRUPTION?

	2015	2019
Yes	55%	55%
No	38%	33%
Neither yes nor no	4%	5%
Don't know / refused to answer	3%	7%

40%

Think corruption increased in the previous 12 months

34%

Of public service users paid a bribe in the previous 12 months

58%

Think their government is doing a bad job of tackling corruption

55%

Think that ordinary citizens can make a difference in the fight against corruption



### CORRUPTION BY INSTITUTION\*

\* Percentage who think that most or all people in these institutions are corrupt.

INSTITUTION	2015	2019
President / Prime Minister	24%	27%
Members of Parliament	24%	30%
Government officials	29%	33%
Local government officials	31%	32%
Police	49%	49%
Judges and Magistrates	35%	31%
Religious leaders	8%	13%
NGOs	-	18%
Business Executives	53%	44%
Traditional leaders	10%	15%

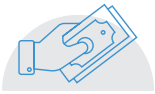


### IS THE GOVERNMENT DOING A GOOD OR BAD JOB OF FIGHTING CORRUPTION?

	2015	2019
Good	44%	31%
Bad	53%	58%
Don't know	3%	10%
Refused to answer	0%	1%



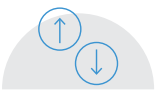
## DEMOCRATIC REPUBLIC OF CONGO



### BRIBERY RATES\*

\* Based on people who used these public services in the previous 12 months.

	2019
Overall bribery rate	80%
Public schools	59%
Public clinics and health centers	43%
IDs	70%
Utilities	72%
Police	75%



### HAS CORRUPTION LEVEL CHANGED IN THE PREVIOUS 12 MONTHS?

	2019
Increased	85%
Decreased	3%
Stayed the same	9%
Don't know	3%
Refused to answer	0%



### CAN ORDINARY PEOPLE MAKE A DIFFERENCE IN THE FIGHT AGAINST CORRUPTION?

	2019
Yes	32%
No	50%
Neither yes nor no	15%
Don't know / refused to answer	3%

**85%**

Think corruption increased in the previous 12 months

**80%**

Of public service users paid a bribe in the previous 12 months

**80%**

Think their government is doing a bad job of tackling corruption

**32%**

Think that ordinary citizens can make a difference in the fight against corruption



### CORRUPTION BY INSTITUTION\*

\* Percentage who think that most or all people in these institutions are corrupt.

INSTITUTION	2019
President / Prime Minister	82%
Members of Parliament	79%
Government officials	66%
Local government officials	68%
Police	81%
Judges and Magistrates	74%
Religious leaders	27%
NGOs	35%
Business Executives	51%
Traditional leaders	43%

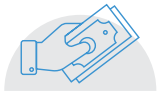


### IS THE GOVERNMENT DOING A GOOD OR BAD JOB OF FIGHTING CORRUPTION?

	2019
Good	13%
Bad	80%
Don't know	7%
Refused to answer	0%



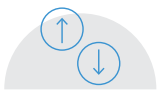
## ESWATINI



### BRIBERY RATES\*

\* Based on people who used these public services in the previous 12 months.

	2015	2019
Overall bribery rate	9%	17%
Public schools	4%	12%
Public clinics and health centers	1%	3%
IDs	12%	21%
Utilities	3%	7%
Police	3%	10%



### HAS CORRUPTION LEVEL CHANGED IN THE PREVIOUS 12 MONTHS?

	2015	2019
Increased	66%	51%
Decreased	14%	21%
Stayed the same	13%	24%
Don't know	7%	4%
Refused to answer	0%	0%



### CAN ORDINARY PEOPLE MAKE A DIFFERENCE IN THE FIGHT AGAINST CORRUPTION?

	2015	2019
Yes	59%	71%
No	35%	23%
Neither yes nor no	4%	3%
Don't know / refused to answer	2%	3%

51%

Think corruption increased in the previous 12 months

17%

Of public service users paid a bribe in the previous 12 months

38%

Think their government is doing a bad job of tackling corruption

71%

Think that ordinary citizens can make a difference in the fight against corruption



### CORRUPTION BY INSTITUTION\*

\* Percentage who think that most or all people in these institutions are corrupt.

INSTITUTION	2015	2019
President / Prime Minister	29%	24%
Members of Parliament	36%	21%
Government officials	45%	32%
Local government officials	25%	20%
Police	42%	30%
Judges and Magistrates	27%	15%
Religious leaders	20%	13%
NGOs	-	22%
Business Executives	54%	33%
Traditional leaders	22%	15%

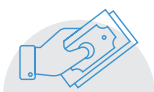


### IS THE GOVERNMENT DOING A GOOD OR BAD JOB OF FIGHTING CORRUPTION?

	2015	2019
Good	48%	54%
Bad	48%	38%
Don't know	4%	8%
Refused to answer	0%	0%



# GABON



## BRIBERY RATES\*

\* Based on people who used these public services in the previous 12 months.

	2015	2019
Overall bribery rate	35%	35%
Public schools	27%	23%
Public clinics and health centers	20%	23%
IDs	22%	20%
Utilities	42%	36%
Police	24%	21%



## HAS CORRUPTION LEVEL CHANGED IN THE PREVIOUS 12 MONTHS?

	2015	2019
Increased	52%	80%
Decreased	19%	7%
Stayed the same	25%	12%
Don't know	3%	1%
Refused to answer	0%	0%



## CAN ORDINARY PEOPLE MAKE A DIFFERENCE IN THE FIGHT AGAINST CORRUPTION?

	2015	2019
Yes	67%	57%
No	32%	41%
Neither yes nor no	0%	2%
Don't know / refused to answer	1%	1%

80%

Think corruption increased in the previous 12 months

35%

Of public service users paid a bribe in the previous 12 months

87%

Think their government is doing a bad job of tackling corruption

57%

Think that ordinary citizens can make a difference in the fight against corruption



## CORRUPTION BY INSTITUTION\*

\* Percentage who think that most or all people in these institutions are corrupt.

INSTITUTION	2015	2019
President / Prime Minister	63%	71%
Members of Parliament	57%	71%
Government officials	61%	75%
Local government officials	54%	64%
Police	63%	75%
Judges and Magistrates	50%	68%
Religious leaders	36%	45%
NGOs	-	40%
Business Executives	55%	54%
Traditional leaders	35%	44%

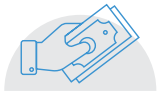


## IS THE GOVERNMENT DOING A GOOD OR BAD JOB OF FIGHTING CORRUPTION?

	2015	2019
Good	14%	12%
Bad	86%	87%
Don't know	0%	2%
Refused to answer	0%	0%



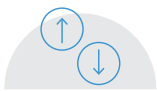
# GAMBIA



## BRIBERY RATES\*

\*Based on people who used these public services in the previous 12 months.

	2019
Overall bribery rate	21%
Public schools	9%
Public clinics and health centers	8%
IDs	20%
Utilities	13%
Police	20%



## HAS CORRUPTION LEVEL CHANGED IN THE PREVIOUS 12 MONTHS?

	2019
Increased	32%
Decreased	46%
Stayed the same	15%
Don't know	6%
Refused to answer	0%



## CAN ORDINARY PEOPLE MAKE A DIFFERENCE IN THE FIGHT AGAINST CORRUPTION?

	2019
Yes	66%
No	26%
Neither yes nor no	6%
Don't know / refused to answer	2%

32%

Think corruption increased in the previous 12 months

21%

Of public service users paid a bribe in the previous 12 months

37%

Think their government is doing a bad job of tackling corruption

66%

Think that ordinary citizens can make a difference in the fight against corruption



## CORRUPTION BY INSTITUTION\*

\* Percentage who think that most or all people in these institutions are corrupt.

INSTITUTION	2019
President / Prime Minister	19%
Members of Parliament	15%
Government officials	23%
Local government officials	19%
Police	38%
Judges and Magistrates	25%
Religious leaders	11%
NGOs	17%
Business Executives	31%
Traditional leaders	15%



## IS THE GOVERNMENT DOING A GOOD OR BAD JOB OF FIGHTING CORRUPTION?

	2019
Good	54%
Bad	37%
Don't know	8%
Refused to answer	1%





# GHANA



## BRIBERY RATES\*

\* Based on people who used these public services in the previous 12 months.

	2015	2019
Overall bribery rate	36%	33%
Public schools	24%	15%
Public clinics and health centers	17%	12%
IDs	38%	33%
Utilities	35%	23%
Police	58%	34%



## HAS CORRUPTION LEVEL CHANGED IN THE PREVIOUS 12 MONTHS?

	2015	2019
Increased	76%	33%
Decreased	8%	36%
Stayed the same	9%	22%
Don't know	8%	9%
Refused to answer	0%	0%



## CAN ORDINARY PEOPLE MAKE A DIFFERENCE IN THE FIGHT AGAINST CORRUPTION?

	2015	2019
Yes	53%	60%
No	36%	31%
Neither yes nor no	6%	4%
Don't know / refused to answer	4%	5%

**33%**

Think corruption increased in the previous 12 months

**33%**

Of public service users paid a bribe in the previous 12 months

**30%**

Think their government is doing a bad job of tackling corruption

**60%**

Think that ordinary citizens can make a difference in the fight against corruption



## CORRUPTION BY INSTITUTION\*

\* Percentage who think that most or all people in these institutions are corrupt.

INSTITUTION	2015	2019
President / Prime Minister	47%	27%
Members of Parliament	48%	32%
Government officials	53%	35%
Local government officials	43%	27%
Police	64%	59%
Judges and Magistrates	49%	38%
Religious leaders	25%	17%
NGOs	-	14%
Business Executives	44%	22%
Traditional leaders	37%	28%

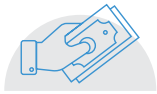


## IS THE GOVERNMENT DOING A GOOD OR BAD JOB OF FIGHTING CORRUPTION?

	2015	2019
Good	25%	60%
Bad	71%	30%
Don't know	4%	10%
Refused to answer	0%	0%



## GUINEA



### BRIBERY RATES\*

\* Based on people who used these public services in the previous 12 months.

	2015	2019
Overall bribery rate	35%	42%
Public schools	24%	23%
Public clinics and health centers	25%	23%
IDs	34%	47%
Utilities	26%	33%
Police	37%	61%



### HAS CORRUPTION LEVEL CHANGED IN THE PREVIOUS 12 MONTHS?

	2015	2019
Increased	38%	62%
Decreased	42%	23%
Stayed the same	14%	11%
Don't know	7%	3%
Refused to answer	0%	0%



### CAN ORDINARY PEOPLE MAKE A DIFFERENCE IN THE FIGHT AGAINST CORRUPTION?

	2015	2019
Yes	46%	45%
No	46%	48%
Neither yes nor no	1%	4%
Don't know / refused to answer	6%	3%

62%

Think corruption increased in the previous 12 months

42%

Of public service users paid a bribe in the previous 12 months

76%

Think their government is doing a bad job of tackling corruption

45%

Think that ordinary citizens can make a difference in the fight against corruption



### CORRUPTION BY INSTITUTION\*

\* Percentage who think that most or all people in these institutions are corrupt.

INSTITUTION	2015	2019
President / Prime Minister	32%	48%
Members of Parliament	24%	44%
Government officials	32%	51%
Local government officials	24%	42%
Police	38%	57%
Judges and Magistrates	38%	63%
Religious leaders	8%	11%
NGOs	-	22%
Business Executives	34%	56%
Traditional leaders	13%	16%



### IS THE GOVERNMENT DOING A GOOD OR BAD JOB OF FIGHTING CORRUPTION?

	2015	2019
Good	33%	17%
Bad	61%	76%
Don't know	6%	7%
Refused to answer	0%	0%



## KENYA



### BRIBERY RATES\*

\* Based on people who used these public services in the previous 12 months.

	2015	2019
Overall bribery rate	37%	45%
Public schools	9%	14%
Public clinics and health centers	11%	18%
IDs	39%	38%
Utilities	20%	35%
Police	49%	48%



### HAS CORRUPTION LEVEL CHANGED IN THE PREVIOUS 12 MONTHS?

	2015	2019
Increased	64%	67%
Decreased	18%	18%
Stayed the same	14%	10%
Don't know	4%	5%
Refused to answer	0%	0%



### CAN ORDINARY PEOPLE MAKE A DIFFERENCE IN THE FIGHT AGAINST CORRUPTION?

	2015	2019
Yes	58%	54%
No	35%	36%
Neither yes nor no	6%	5%
Don't know / refused to answer	2%	5%

67%

Think corruption increased in the previous 12 months

45%

Of public service users paid a bribe in the previous 12 months

71%

Think their government is doing a bad job of tackling corruption

54%

Think that ordinary citizens can make a difference in the fight against corruption



### CORRUPTION BY INSTITUTION\*

\* Percentage who think that most or all people in these institutions are corrupt.

INSTITUTION	2015	2019
President / Prime Minister	27%	36%
Members of Parliament	45%	47%
Government officials	46%	47%
Local government officials	36%	45%
Police	75%	66%
Judges and Magistrates	33%	28%
Religious leaders	13%	12%
NGOs	-	16%
Business Executives	38%	31%
Traditional leaders	12%	14%

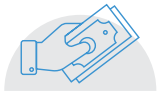


### IS THE GOVERNMENT DOING A GOOD OR BAD JOB OF FIGHTING CORRUPTION?

	2015	2019
Good	27%	25%
Bad	70%	71%
Don't know	3%	4%
Refused to answer	0%	0%



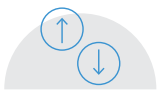
# LESOTHO



## BRIBERY RATES\*

\* Based on people who used these public services in the previous 12 months.

	2015	2019
Overall bribery rate	5%	14%
Public schools	2%	4%
Public clinics and health centers	2%	5%
IDs	3%	6%
Utilities	4%	6%
Police	2%	14%



## HAS CORRUPTION LEVEL CHANGED IN THE PREVIOUS 12 MONTHS?

	2015	2019
Increased	57%	39%
Decreased	26%	41%
Stayed the same	13%	17%
Don't know	4%	3%
Refused to answer	0%	0%



## CAN ORDINARY PEOPLE MAKE A DIFFERENCE IN THE FIGHT AGAINST CORRUPTION?

	2015	2019
Yes	60%	65%
No	36%	30%
Neither yes nor no	2%	3%
Don't know / refused to answer	2%	2%

**39%**

Think corruption increased in the previous 12 months

**14%**

Of public service users paid a bribe in the previous 12 months

**25%**

Think their government is doing a bad job of tackling corruption

**65%**

Think that ordinary citizens can make a difference in the fight against corruption



## CORRUPTION BY INSTITUTION\*

\* Percentage who think that most or all people in these institutions are corrupt.

INSTITUTION	2015	2019
President / Prime Minister	17%	20%
Members of Parliament	19%	22%
Government officials	28%	28%
Local government officials	20%	16%
Police	38%	34%
Judges and Magistrates	16%	15%
Religious leaders	5%	9%
NGOs	-	8%
Business Executives	30%	10%
Traditional leaders	16%	16%

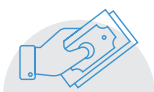


## IS THE GOVERNMENT DOING A GOOD OR BAD JOB OF FIGHTING CORRUPTION?

	2015	2019
Good	47%	60%
Bad	41%	25%
Don't know	12%	14%
Refused to answer	0%	0%



# LIBERIA



## BRIBERY RATES\*

\* Based on people who used these public services in the previous 12 months.

	2015	2019
Overall bribery rate	69%	53%
Public schools	45%	40%
Public clinics and health centers	52%	43%
IDs	59%	22%
Utilities	56%	48%
Police	60%	42%



## HAS CORRUPTION LEVEL CHANGED IN THE PREVIOUS 12 MONTHS?

	2015	2019
Increased	73%	47%
Decreased	6%	14%
Stayed the same	19%	38%
Don't know	2%	1%
Refused to answer	0%	0%



## CAN ORDINARY PEOPLE MAKE A DIFFERENCE IN THE FIGHT AGAINST CORRUPTION?

	2015	2019
Yes	43%	52%
No	45%	46%
Neither yes nor no	7%	1%
Don't know / refused to answer	4%	1%

47%

Think corruption increased in the previous 12 months

53%

Of public service users paid a bribe in the previous 12 months

58%

Think their government is doing a bad job of tackling corruption

52%

Think that ordinary citizens can make a difference in the fight against corruption



## CORRUPTION BY INSTITUTION\*

\* Percentage who think that most or all people in these institutions are corrupt.

INSTITUTION	2015	2019
President / Prime Minister	63%	40%
Members of Parliament	68%	49%
Government officials	70%	49%
Local government officials	55%	39%
Police	77%	62%
Judges and Magistrates	56%	44%
Religious leaders	33%	18%
NGOs	-	26%
Business Executives	61%	48%
Traditional leaders	41%	28%



## IS THE GOVERNMENT DOING A GOOD OR BAD JOB OF FIGHTING CORRUPTION?

	2015	2019
Good	18%	40%
Bad	81%	58%
Don't know	2%	3%
Refused to answer	0%	0%



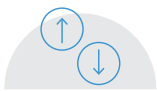
## MADAGASCAR



### BRIBERY RATES\*

\* Based on people who used these public services in the previous 12 months.

	2015	2019
Overall bribery rate	16%	27%
Public schools	6%	12%
Public clinics and health centers	9%	21%
IDs	12%	21%
Utilities	7%	14%
Police	24%	36%



### HAS CORRUPTION LEVEL CHANGED IN THE PREVIOUS 12 MONTHS?

	2015	2019
Increased	73%	76%
Decreased	12%	10%
Stayed the same	14%	10%
Don't know	1%	4%
Refused to answer	0%	0%



### CAN ORDINARY PEOPLE MAKE A DIFFERENCE IN THE FIGHT AGAINST CORRUPTION?

	2015	2019
Yes	70%	64%
No	21%	24%
Neither yes nor no	8%	9%
Don't know / refused to answer	0%	2%

76%

Think corruption increased in the previous 12 months

27%

Of public service users paid a bribe in the previous 12 months

83%

Think their government is doing a bad job of tackling corruption

64%

Think that ordinary citizens can make a difference in the fight against corruption



### CORRUPTION BY INSTITUTION\*

\* Percentage who think that most or all people in these institutions are corrupt.

INSTITUTION	2015	2019
President / Prime Minister	28%	33%
Members of Parliament	35%	31%
Government officials	35%	34%
Local government officials	13%	17%
Police	49%	44%
Judges and Magistrates	49%	39%
Religious leaders	4%	5%
NGOs	-	9%
Business Executives	32%	18%
Traditional leaders	3%	5%



### IS THE GOVERNMENT DOING A GOOD OR BAD JOB OF FIGHTING CORRUPTION?

	2015	2019
Good	9%	10%
Bad	90%	83%
Don't know	1%	7%
Refused to answer	0%	0%





## MALAWI



### BRIBERY RATES\*

\* Based on people who used these public services in the previous 12 months.

	2015	2019
Overall bribery rate	13%	28%
Public schools	12%	57%
Public clinics and health centers	6%	7%
IDs	3%	28%
Utilities	11%	9%
Police	28%	22%



### HAS CORRUPTION LEVEL CHANGED IN THE PREVIOUS 12 MONTHS?

	2015	2019
Increased	72%	72%
Decreased	14%	14%
Stayed the same	9%	11%
Don't know	5%	3%
Refused to answer	0%	0%



### CAN ORDINARY PEOPLE MAKE A DIFFERENCE IN THE FIGHT AGAINST CORRUPTION?

	2015	2019
Yes	64%	48%
No	32%	47%
Neither yes nor no	2%	3%
Don't know / refused to answer	2%	2%

72%

Think corruption increased in the previous 12 months

28%

Of public service users paid a bribe in the previous 12 months

78%

Think their government is doing a bad job of tackling corruption

48%

Think that ordinary citizens can make a difference in the fight against corruption



### CORRUPTION BY INSTITUTION\*

\* Percentage who think that most or all people in these institutions are corrupt.

INSTITUTION	2015	2019
President / Prime Minister	43%	47%
Members of Parliament	27%	43%
Government officials	35%	44%
Local government officials	0%	42%
Police	39%	54%
Judges and Magistrates	22%	41%
Religious leaders	15%	22%
NGOs	-	34%
Business Executives	35%	47%
Traditional leaders	30%	42%

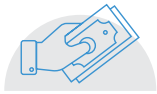


### IS THE GOVERNMENT DOING A GOOD OR BAD JOB OF FIGHTING CORRUPTION?

	2015	2019
Good	28%	19%
Bad	69%	78%
Don't know	3%	3%
Refused to answer	0%	0%



## MALI



### BRIBERY RATES\*

\*Based on people who used these public services in the previous 12 months.

	2015	2019
Overall bribery rate	18%	21%
Public schools	7%	6%
Public clinics and health centers	8%	7%
IDs	22%	20%
Utilities	10%	12%
Police	35%	39%



### HAS CORRUPTION LEVEL CHANGED IN THE PREVIOUS 12 MONTHS?

	2015	2019
Increased	31%	60%
Decreased	50%	27%
Stayed the same	18%	12%
Don't know	1%	2%
Refused to answer	0%	0%



### CAN ORDINARY PEOPLE MAKE A DIFFERENCE IN THE FIGHT AGAINST CORRUPTION?

	2015	2019
Yes	50%	41%
No	48%	56%
Neither yes nor no	2%	2%
Don't know / refused to answer	0%	1%

60%

Think corruption increased in the previous 12 months

21%

Of public service users paid a bribe in the previous 12 months

71%

Think their government is doing a bad job of tackling corruption

41%

Think that ordinary citizens can make a difference in the fight against corruption



### CORRUPTION BY INSTITUTION\*

\* Percentage who think that most or all people in these institutions are corrupt.

INSTITUTION	2015	2019
President / Prime Minister	35%	48%
Members of Parliament	36%	47%
Government officials	43%	49%
Local government officials	44%	41%
Police	53%	55%
Judges and Magistrates	56%	59%
Religious leaders	13%	14%
NGOs	-	20%
Business Executives	70%	58%
Traditional leaders	13%	14%



### IS THE GOVERNMENT DOING A GOOD OR BAD JOB OF FIGHTING CORRUPTION?

	2015	2019
Good	43%	26%
Bad	56%	71%
Don't know	1%	3%
Refused to answer	0%	0%



## MAURITIUS



### BRIBERY RATES\*

\* Based on people who used these public services in the previous 12 months.

	2015	2019
Overall bribery rate	1%	5%
Public schools	0%	1%
Public clinics and health centers	0%	2%
IDs	0%	2%
Utilities	2%	3%
Police	5%	5%



### HAS CORRUPTION LEVEL CHANGED IN THE PREVIOUS 12 MONTHS?

	2015	2019
Increased	69%	61%
Decreased	7%	11%
Stayed the same	21%	23%
Don't know	3%	6%
Refused to answer	0%	0%



### CAN ORDINARY PEOPLE MAKE A DIFFERENCE IN THE FIGHT AGAINST CORRUPTION?

	2015	2019
Yes	56%	47%
No	34%	31%
Neither yes nor no	7%	14%
Don't know / refused to answer	3%	8%

61%

Think corruption increased in the previous 12 months

5%

Of public service users paid a bribe in the previous 12 months

62%

Think their government is doing a bad job of tackling corruption

47%

Think that ordinary citizens can make a difference in the fight against corruption



### CORRUPTION BY INSTITUTION\*

\* Percentage who think that most or all people in these institutions are corrupt.

INSTITUTION	2015	2019
President / Prime Minister	16%	22%
Members of Parliament	19%	23%
Government officials	16%	14%
Local government officials	15%	18%
Police	22%	19%
Judges and Magistrates	9%	13%
Religious leaders	11%	8%
NGOs	-	12%
Business Executives	22%	18%
Traditional leaders	-	-



### IS THE GOVERNMENT DOING A GOOD OR BAD JOB OF FIGHTING CORRUPTION?

	2015	2019
Good	25%	32%
Bad	71%	62%
Don't know	4%	5%
Refused to answer	0%	0%



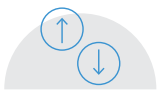
## MOROCCO



### BRIBERY RATES\*

\* Based on people who used these public services in the previous 12 months.

	2015	2019
Overall bribery rate	48%	31%
Public schools	13%	6%
Public clinics and health centers	38%	32%
IDs	33%	18%
Utilities	29%	13%
Police	39%	31%



### HAS CORRUPTION LEVEL CHANGED IN THE PREVIOUS 12 MONTHS?

	2015	2019
Increased	26%	53%
Decreased	24%	12%
Stayed the same	42%	26%
Don't know	7%	9%
Refused to answer	0%	0%



### CAN ORDINARY PEOPLE MAKE A DIFFERENCE IN THE FIGHT AGAINST CORRUPTION?

	2015	2019
Yes	50%	49%
No	25%	24%
Neither yes nor no	18%	15%
Don't know / refused to answer	7%	12%

53%

Think corruption increased in the previous 12 months

31%

Of public service users paid a bribe in the previous 12 months

74%

Think their government is doing a bad job of tackling corruption

49%

Think that ordinary citizens can make a difference in the fight against corruption



### CORRUPTION BY INSTITUTION\*

\* Percentage who think that most or all people in these institutions are corrupt.

INSTITUTION	2015	2019
President / Prime Minister	20%	39%
Members of Parliament	36%	41%
Government officials	35%	37%
Local government officials	39%	38%
Police	34%	24%
Judges and Magistrates	34%	26%
Religious leaders	10%	11%
NGOs	-	22%
Business Executives	34%	28%
Traditional leaders	21%	26%



### IS THE GOVERNMENT DOING A GOOD OR BAD JOB OF FIGHTING CORRUPTION?

	2015	2019
Good	30%	13%
Bad	64%	74%
Don't know	6%	13%
Refused to answer	0%	0%



## MOZAMBIQUE



### BRIBERY RATES\*

\* Based on people who used these public services in the previous 12 months.

	2015	2019
Overall bribery rate	34%	35%
Public schools	26%	22%
Public clinics and health centers	23%	17%
IDs	27%	17%
Utilities	39%	32%
Police	40%	28%



### HAS CORRUPTION LEVEL CHANGED IN THE PREVIOUS 12 MONTHS?

	2015	2019
Increased	48%	49%
Decreased	20%	19%
Stayed the same	18%	19%
Don't know	14%	13%
Refused to answer	0%	1%



### CAN ORDINARY PEOPLE MAKE A DIFFERENCE IN THE FIGHT AGAINST CORRUPTION?

	2015	2019
Yes	49%	54%
No	30%	24%
Neither yes nor no	10%	8%
Don't know / refused to answer	12%	14%

49%

Think corruption increased in the previous 12 months

35%

Of public service users paid a bribe in the previous 12 months

50%

Think their government is doing a bad job of tackling corruption

54%

Think that ordinary citizens can make a difference in the fight against corruption



### CORRUPTION BY INSTITUTION\*

\* Percentage who think that most or all people in these institutions are corrupt.

INSTITUTION	2015	2019
President / Prime Minister	18%	23%
Members of Parliament	23%	24%
Government officials	33%	37%
Local government officials	30%	27%
Police	43%	47%
Judges and Magistrates	27%	28%
Religious leaders	18%	22%
NGOs	-	26%
Business Executives	33%	28%
Traditional leaders	21%	-

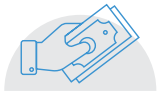


### IS THE GOVERNMENT DOING A GOOD OR BAD JOB OF FIGHTING CORRUPTION?

	2015	2019
Good	36%	37%
Bad	49%	50%
Don't know	15%	12%
Refused to answer	0%	1%



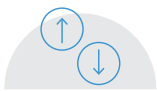
# NAMIBIA



## BRIBERY RATES\*

\* Based on people who used these public services in the previous 12 months.

	2015	2019
Overall bribery rate	7%	11%
Public schools	3%	7%
Public clinics and health centers	2%	4%
IDs	5%	9%
Utilities	3%	8%
Police	2%	8%



## HAS CORRUPTION LEVEL CHANGED IN THE PREVIOUS 12 MONTHS?

	2015	2019
Increased	63%	78%
Decreased	18%	9%
Stayed the same	18%	11%
Don't know	1%	2%
Refused to answer	0%	0%



## CAN ORDINARY PEOPLE MAKE A DIFFERENCE IN THE FIGHT AGAINST CORRUPTION?

	2015	2019
Yes	69%	56%
No	24%	35%
Neither yes nor no	6%	7%
Don't know / refused to answer	1%	2%

78%

Think corruption increased in the previous 12 months

11%

Of public service users paid a bribe in the previous 12 months

65%

Think their government is doing a bad job of tackling corruption

56%

Think that ordinary citizens can make a difference in the fight against corruption



## CORRUPTION BY INSTITUTION\*

\* Percentage who think that most or all people in these institutions are corrupt.

INSTITUTION	2015	2019
President / Prime Minister	17%	27%
Members of Parliament	20%	28%
Government officials	37%	42%
Local government officials	26%	30%
Police	40%	42%
Judges and Magistrates	28%	26%
Religious leaders	19%	19%
NGOs	-	24%
Business Executives	45%	40%
Traditional leaders	22%	22%



## IS THE GOVERNMENT DOING A GOOD OR BAD JOB OF FIGHTING CORRUPTION?

	2015	2019
Good	34%	33%
Bad	65%	65%
Don't know	0%	2%
Refused to answer	0%	0%



# NIGER



## BRIBERY RATES\*

\* Based on people who used these public services in the previous 12 months.

	2015	2019
Overall bribery rate	10%	23%
Public schools	4%	7%
Public clinics and health centers	5%	10%
IDs	9%	19%
Utilities	2%	14%
Police	16%	40%



## HAS CORRUPTION LEVEL CHANGED IN THE PREVIOUS 12 MONTHS?

	2015	2019
Increased	44%	62%
Decreased	32%	22%
Stayed the same	14%	11%
Don't know	10%	5%
Refused to answer	0%	0%



## CAN ORDINARY PEOPLE MAKE A DIFFERENCE IN THE FIGHT AGAINST CORRUPTION?

	2015	2019
Yes	42%	26%
No	50%	70%
Neither yes nor no	5%	3%
Don't know / refused to answer	3%	1%

62%

Think corruption increased in the previous 12 months

23%

Of public service users paid a bribe in the previous 12 months

57%

Think their government is doing a bad job of tackling corruption

26%

Think that ordinary citizens can make a difference in the fight against corruption



## CORRUPTION BY INSTITUTION\*

\* Percentage who think that most or all people in these institutions are corrupt.

INSTITUTION	2015	2019
President / Prime Minister	22%	27%
Members of Parliament	24%	31%
Government officials	23%	32%
Local government officials	29%	24%
Police	27%	33%
Judges and Magistrates	23%	27%
Religious leaders	13%	12%
NGOs	-	13%
Business Executives	46%	37%
Traditional leaders	21%	19%



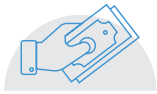
## IS THE GOVERNMENT DOING A GOOD OR BAD JOB OF FIGHTING CORRUPTION?

	2015	2019
Good	46%	30%
Bad	47%	57%
Don't know	8%	13%
Refused to answer	0%	0%





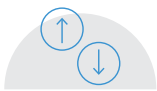
# NIGERIA



## BRIBERY RATES\*

\* Based on people who used these public services in the previous 12 months.

	2015	2019
Overall bribery rate	43%	44%
Public schools	25%	32%
Public clinics and health centers	24%	20%
IDs	32%	38%
Utilities	35%	34%
Police	45%	47%



## HAS CORRUPTION LEVEL CHANGED IN THE PREVIOUS 12 MONTHS?

	2015	2019
Increased	75%	43%
Decreased	8%	43%
Stayed the same	16%	14%
Don't know	1%	0%
Refused to answer	0%	0%



## CAN ORDINARY PEOPLE MAKE A DIFFERENCE IN THE FIGHT AGAINST CORRUPTION?

	2015	2019
Yes	39%	54%
No	45%	41%
Neither yes nor no	14%	4%
Don't know / refused to answer	2%	1%

**43%**

Think corruption increased in the previous 12 months

**44%**

Of public service users paid a bribe in the previous 12 months

**40%**

Think their government is doing a bad job of tackling corruption

**54%**

Think that ordinary citizens can make a difference in the fight against corruption



## CORRUPTION BY INSTITUTION\*

\* Percentage who think that most or all people in these institutions are corrupt.

INSTITUTION	2015	2019
President / Prime Minister	54%	43%
Members of Parliament	61%	60%
Government officials	63%	54%
Local government officials	58%	55%
Police	72%	69%
Judges and Magistrates	45%	51%
Religious leaders	28%	20%
NGOs	-	40%
Business Executives	45%	44%
Traditional leaders	36%	35%



## IS THE GOVERNMENT DOING A GOOD OR BAD JOB OF FIGHTING CORRUPTION?

	2015	2019
Good	22%	59%
Bad	78%	40%
Don't know	1%	1%
Refused to answer	0%	0%



## SÃO TOMÉ AND PRÍNCIPE



### BRIBERY RATES\*

\* Based on people who used these public services in the previous 12 months.

	2015	2019
Overall bribery rate	23%	16%
Public schools	18%	3%
Public clinics and health centers	17%	4%
IDs	18%	9%
Utilities	11%	12%
Police	26%	13%



### HAS CORRUPTION LEVEL CHANGED IN THE PREVIOUS 12 MONTHS?

	2015	2019
Increased	40%	56%
Decreased	29%	20%
Stayed the same	18%	16%
Don't know	13%	7%
Refused to answer	0%	1%



### CAN ORDINARY PEOPLE MAKE A DIFFERENCE IN THE FIGHT AGAINST CORRUPTION?

	2015	2019
Yes	50%	54%
No	32%	36%
Neither yes nor no	4%	5%
Don't know / refused to answer	13%	5%

56%

Think corruption increased in the previous 12 months

16%

Of public service users paid a bribe in the previous 12 months

58%

Think their government is doing a bad job of tackling corruption

54%

Think that ordinary citizens can make a difference in the fight against corruption



### CORRUPTION BY INSTITUTION\*

\* Percentage who think that most or all people in these institutions are corrupt.

INSTITUTION	2015	2019
President / Prime Minister	18%	21%
Members of Parliament	16%	22%
Government officials	19%	16%
Local government officials	16%	19%
Police	28%	26%
Judges and Magistrates	26%	22%
Religious leaders	10%	9%
NGOs	-	6%
Business Executives	24%	14%
Traditional leaders	-	-



### IS THE GOVERNMENT DOING A GOOD OR BAD JOB OF FIGHTING CORRUPTION?

	2015	2019
Good	40%	31%
Bad	45%	58%
Don't know	14%	11%
Refused to answer	0%	1%



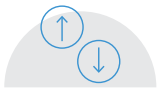
# SENEGAL



## BRIBERY RATES\*

\* Based on people who used these public services in the previous 12 months.

	2015	2019
Overall bribery rate	8%	15%
Public schools	3%	6%
Public clinics and health centers	3%	7%
IDs	8%	8%
Utilities	4%	10%
Police	5%	16%



## HAS CORRUPTION LEVEL CHANGED IN THE PREVIOUS 12 MONTHS?

	2015	2019
Increased	34%	43%
Decreased	43%	29%
Stayed the same	14%	16%
Don't know	9%	11%
Refused to answer	0%	0%



## CAN ORDINARY PEOPLE MAKE A DIFFERENCE IN THE FIGHT AGAINST CORRUPTION?

	2015	2019
Yes	49%	52%
No	43%	40%
Neither yes nor no	3%	1%
Don't know / refused to answer	5%	7%

**43%**

Think corruption increased in the previous 12 months

**15%**

Of public service users paid a bribe in the previous 12 months

**53%**

Think their government is doing a bad job of tackling corruption

**52%**

Think that ordinary citizens can make a difference in the fight against corruption



## CORRUPTION BY INSTITUTION\*

\* Percentage who think that most or all people in these institutions are corrupt.

INSTITUTION	2015	2019
President / Prime Minister	22%	23%
Members of Parliament	24%	24%
Government officials	24%	26%
Local government officials	24%	23%
Police	31%	29%
Judges and Magistrates	24%	24%
Religious leaders	7%	8%
NGOs	-	12%
Business Executives	38%	28%
Traditional leaders	8%	9%

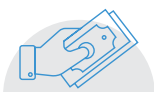


## IS THE GOVERNMENT DOING A GOOD OR BAD JOB OF FIGHTING CORRUPTION?

	2015	2019
Good	47%	32%
Bad	46%	53%
Don't know	7%	15%
Refused to answer	0%	0%



# SIERRA LEONE



## BRIBERY RATES\*

\* Based on people who used these public services in the previous 12 months.

	2015	2019
Overall bribery rate	41%	52%
Public schools	20%	33%
Public clinics and health centers	25%	50%
IDs	37%	18%
Utilities	40%	33%
Police	64%	39%



## HAS CORRUPTION LEVEL CHANGED IN THE PREVIOUS 12 MONTHS?

	2015	2019
Increased	70%	43%
Decreased	5%	33%
Stayed the same	10%	19%
Don't know	15%	4%
Refused to answer	0%	0%



## CAN ORDINARY PEOPLE MAKE A DIFFERENCE IN THE FIGHT AGAINST CORRUPTION?

	2015	2019
Yes	32%	39%
No	44%	53%
Neither yes nor no	7%	5%
Don't know / refused to answer	16%	3%

43%

Think corruption increased in the previous 12 months

52%

Of public service users paid a bribe in the previous 12 months

26%

Think their government is doing a bad job of tackling corruption

39%

Think that ordinary citizens can make a difference in the fight against corruption



## CORRUPTION BY INSTITUTION\*

\* Percentage who think that most or all people in these institutions are corrupt.

INSTITUTION	2015	2019
President / Prime Minister	48%	24%
Members of Parliament	50%	25%
Government officials	55%	33%
Local government officials	49%	22%
Police	59%	56%
Judges and Magistrates	47%	33%
Religious leaders	25%	10%
NGOs	-	18%
Business Executives	53%	39%
Traditional leaders	35%	17%

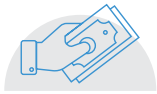


## IS THE GOVERNMENT DOING A GOOD OR BAD JOB OF FIGHTING CORRUPTION?

	2015	2019
Good	19%	66%
Bad	69%	26%
Don't know	13%	8%
Refused to answer	0%	0%



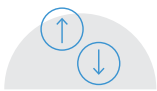
## SOUTH AFRICA



### BRIBERY RATES\*

\* Based on people who used these public services in the previous 12 months.

	2015	2019
Overall bribery rate	7%	18%
Public schools	2%	14%
Public clinics and health centers	2%	6%
IDs	6%	13%
Utilities	6%	10%
Police	3%	19%



### HAS CORRUPTION LEVEL CHANGED IN THE PREVIOUS 12 MONTHS?

	2015	2019
Increased	83%	64%
Decreased	6%	16%
Stayed the same	10%	18%
Don't know	1%	3%
Refused to answer	0%	0%



### CAN ORDINARY PEOPLE MAKE A DIFFERENCE IN THE FIGHT AGAINST CORRUPTION?

	2015	2019
Yes	56%	57%
No	29%	35%
Neither yes nor no	13%	5%
Don't know / refused to answer	3%	2%

64%

Think corruption increased in the previous 12 months

18%

Of public service users paid a bribe in the previous 12 months

70%

Think their government is doing a bad job of tackling corruption

57%

Think that ordinary citizens can make a difference in the fight against corruption



### CORRUPTION BY INSTITUTION\*

\* Percentage who think that most or all people in these institutions are corrupt.

INSTITUTION	2015	2019
President / Prime Minister	46%	38%
Members of Parliament	46%	44%
Government officials	49%	44%
Local government officials	48%	45%
Police	48%	49%
Judges and Magistrates	23%	32%
Religious leaders	20%	27%
NGOs	-	30%
Business Executives	38%	37%
Traditional leaders	19%	26%



### IS THE GOVERNMENT DOING A GOOD OR BAD JOB OF FIGHTING CORRUPTION?

	2015	2019
Good	20%	25%
Bad	79%	70%
Don't know	1%	4%
Refused to answer	0%	0%



## SUDAN



### BRIBERY RATES\*

\* Based on people who used these public services in the previous 12 months.

	2015	2019
Overall bribery rate	48%	24%
Public schools	22%	8%
Public clinics and health centers	32%	12%
IDs	39%	20%
Utilities	25%	21%
Police	37%	33%



### HAS CORRUPTION LEVEL CHANGED IN THE PREVIOUS 12 MONTHS?

	2015	2019
Increased	61%	82%
Decreased	15%	8%
Stayed the same	17%	5%
Don't know	6%	5%
Refused to answer	0%	0%



### CAN ORDINARY PEOPLE MAKE A DIFFERENCE IN THE FIGHT AGAINST CORRUPTION?

	2015	2019
Yes	60%	54%
No	28%	36%
Neither yes nor no	6%	5%
Don't know / refused to answer	6%	5%

82%

Think corruption increased in the previous 12 months

24%

Of public service users paid a bribe in the previous 12 months

80%

Think their government is doing a bad job of tackling corruption

54%

Think that ordinary citizens can make a difference in the fight against corruption



### CORRUPTION BY INSTITUTION\*

\* Percentage who think that most or all people in these institutions are corrupt.

INSTITUTION	2015	2019
President / Prime Minister	33%	49%
Members of Parliament	42%	47%
Government officials	43%	45%
Local government officials	43%	38%
Police	42%	34%
Judges and Magistrates	25%	22%
Religious leaders	16%	16%
NGOs	-	22%
Business Executives	37%	32%
Traditional leaders	25%	25%

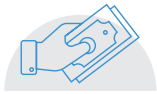


### IS THE GOVERNMENT DOING A GOOD OR BAD JOB OF FIGHTING CORRUPTION?

	2015	2019
Good	0%	15%
Bad	0%	80%
Don't know	0%	4%
Refused to answer	0%	1%



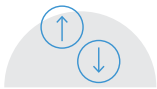
# TANZANIA



## BRIBERY RATES\*

\*Based on people who used these public services in the previous 12 months.

	2015	2019
Overall bribery rate	25%	18%
Public schools	11%	4%
Public clinics and health centers	20%	11%
IDs	15%	20%
Utilities	22%	8%
Police	35%	31%



## HAS CORRUPTION LEVEL CHANGED IN THE PREVIOUS 12 MONTHS?

	2015	2019
Increased	66%	10%
Decreased	13%	72%
Stayed the same	15%	9%
Don't know	6%	9%
Refused to answer	0%	0%



## CAN ORDINARY PEOPLE MAKE A DIFFERENCE IN THE FIGHT AGAINST CORRUPTION?

	2015	2019
Yes	55%	50%
No	33%	44%
Neither yes nor no	9%	1%
Don't know / refused to answer	3%	5%

10%

Think corruption increased in the previous 12 months

18%

Of public service users paid a bribe in the previous 12 months

23%

Think their government is doing a bad job of tackling corruption

50%

Think that ordinary citizens can make a difference in the fight against corruption



## CORRUPTION BY INSTITUTION\*

\* Percentage who think that most or all people in these institutions are corrupt.

INSTITUTION	2015	2019
President / Prime Minister	15%	4%
Members of Parliament	21%	8%
Government officials	25%	12%
Local government officials	25%	10%
Police	50%	36%
Judges and Magistrates	36%	21%
Religious leaders	10%	3%
NGOs	-	11%
Business Executives	31%	32%
Traditional leaders	13%	3%



## IS THE GOVERNMENT DOING A GOOD OR BAD JOB OF FIGHTING CORRUPTION?

	2015	2019
Good	37%	71%
Bad	58%	23%
Don't know	5%	6%
Refused to answer	0%	0%



# TOGO



## BRIBERY RATES\*

\* Based on people who used these public services in the previous 12 months.

	2015	2019
Overall bribery rate	26%	32%
Public schools	10%	14%
Public clinics and health centers	11%	12%
IDs	27%	27%
Utilities	22%	33%
Police	28%	43%



## HAS CORRUPTION LEVEL CHANGED IN THE PREVIOUS 12 MONTHS?

	2015	2019
Increased	39%	57%
Decreased	35%	17%
Stayed the same	15%	17%
Don't know	11%	10%
Refused to answer	0%	0%



## CAN ORDINARY PEOPLE MAKE A DIFFERENCE IN THE FIGHT AGAINST CORRUPTION?

	2015	2019
Yes	53%	60%
No	42%	29%
Neither yes nor no	3%	6%
Don't know / refused to answer	2%	5%

57%

Think corruption increased in the previous 12 months

32%

Of public service users paid a bribe in the previous 12 months

68%

Think their government is doing a bad job of tackling corruption

60%

Think that ordinary citizens can make a difference in the fight against corruption



## CORRUPTION BY INSTITUTION\*

\* Percentage who think that most or all people in these institutions are corrupt.

INSTITUTION	2015	2019
President / Prime Minister	37%	51%
Members of Parliament	35%	49%
Government officials	39%	54%
Local government officials	37%	47%
Police	44%	55%
Judges and Magistrates	48%	55%
Religious leaders	17%	23%
NGOs	-	23%
Business Executives	58%	34%
Traditional leaders	35%	39%



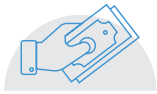
## IS THE GOVERNMENT DOING A GOOD OR BAD JOB OF FIGHTING CORRUPTION?

	2015	2019
Good	31%	21%
Bad	61%	68%
Don't know	8%	11%
Refused to answer	0%	0%





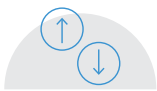
# TUNISIA



## BRIBERY RATES\*

\* Based on people who used these public services in the previous 12 months.

	2015	2019
Overall bribery rate	9%	18%
Public schools	2%	8%
Public clinics and health centers	8%	11%
IDs	3%	12%
Utilities	4%	10%
Police	8%	17%



## HAS CORRUPTION LEVEL CHANGED IN THE PREVIOUS 12 MONTHS?

	2015	2019
Increased	64%	67%
Decreased	19%	12%
Stayed the same	12%	14%
Don't know	4%	7%
Refused to answer	0%	0%



## CAN ORDINARY PEOPLE MAKE A DIFFERENCE IN THE FIGHT AGAINST CORRUPTION?

	2015	2019
Yes	71%	59%
No	27%	36%
Neither yes nor no	1%	1%
Don't know / refused to answer	1%	3%

67%

Think corruption increased in the previous 12 months

18%

Of public service users paid a bribe in the previous 12 months

64%

Think their government is doing a bad job of tackling corruption

59%

Think that ordinary citizens can make a difference in the fight against corruption



## CORRUPTION BY INSTITUTION\*

\* Percentage who think that most or all people in these institutions are corrupt.

INSTITUTION	2015	2019
President / Prime Minister	18%	25%
Members of Parliament	17%	30%
Government officials	31%	31%
Local government officials	32%	27%
Police	26%	23%
Judges and Magistrates	17%	16%
Religious leaders	15%	18%
NGOs	-	24%
Business Executives	47%	28%
Traditional leaders	9%	16%



## IS THE GOVERNMENT DOING A GOOD OR BAD JOB OF FIGHTING CORRUPTION?

	2015	2019
Good	31%	25%
Bad	62%	64%
Don't know	7%	11%
Refused to answer	0%	0%



## UGANDA



### BRIBERY RATES\*

\* Based on people who used these public services in the previous 12 months.

	2015	2019
Overall bribery rate	38%	46%
Public schools	19%	21%
Public clinics and health centers	25%	31%
IDs	15%	18%
Utilities	19%	24%
Police	41%	49%



### HAS CORRUPTION LEVEL CHANGED IN THE PREVIOUS 12 MONTHS?

	2015	2019
Increased	69%	69%
Decreased	16%	14%
Stayed the same	9%	13%
Don't know	5%	4%
Refused to answer	0%	0%



### CAN ORDINARY PEOPLE MAKE A DIFFERENCE IN THE FIGHT AGAINST CORRUPTION?

	2015	2019
Yes	47%	44%
No	47%	52%
Neither yes nor no	3%	2%
Don't know / refused to answer	3%	2%

69%

Think corruption increased in the previous 12 months

46%

Of public service users paid a bribe in the previous 12 months

78%

Think their government is doing a bad job of tackling corruption

44%

Think that ordinary citizens can make a difference in the fight against corruption



### CORRUPTION BY INSTITUTION\*

\* Percentage who think that most or all people in these institutions are corrupt.

INSTITUTION	2015	2019
President / Prime Minister	29%	37%
Members of Parliament	36%	40%
Government officials	48%	50%
Local government officials	39%	38%
Police	63%	70%
Judges and Magistrates	45%	43%
Religious leaders	9%	8%
NGOs	-	21%
Business Executives	40%	40%
Traditional leaders	12%	11%

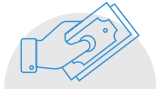


### IS THE GOVERNMENT DOING A GOOD OR BAD JOB OF FIGHTING CORRUPTION?

	2015	2019
Good	26%	19%
Bad	69%	78%
Don't know	5%	2%
Refused to answer	0%	0%



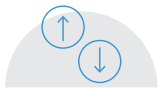
## ZAMBIA



### BRIBERY RATES\*

\* Based on people who used these public services in the previous 12 months.

	2015	2019
Overall bribery rate	17%	18%
Public schools	12%	10%
Public clinics and health centers	4%	4%
IDs	17%	11%
Utilities	8%	16%
Police	23%	27%



### HAS CORRUPTION LEVEL CHANGED IN THE PREVIOUS 12 MONTHS?

	2015	2019
Increased	55%	66%
Decreased	24%	16%
Stayed the same	16%	13%
Don't know	5%	5%
Refused to answer	0%	0%



### CAN ORDINARY PEOPLE MAKE A DIFFERENCE IN THE FIGHT AGAINST CORRUPTION?

	2015	2019
Yes	53%	48%
No	38%	44%
Neither yes nor no	5%	4%
Don't know / refused to answer	5%	4%

66%

Think corruption increased in the previous 12 months

18%

Of public service users paid a bribe in the previous 12 months

70%

Think their government is doing a bad job of tackling corruption

48%

Think that ordinary citizens can make a difference in the fight against corruption



### CORRUPTION BY INSTITUTION\*

\* Percentage who think that most or all people in these institutions are corrupt.

INSTITUTION	2015	2019
President / Prime Minister	27%	32%
Members of Parliament	34%	36%
Government officials	32%	37%
Local government officials	33%	34%
Police	51%	54%
Judges and Magistrates	30%	28%
Religious leaders	16%	11%
NGOs	-	13%
Business Executives	32%	31%
Traditional leaders	21%	16%



### IS THE GOVERNMENT DOING A GOOD OR BAD JOB OF FIGHTING CORRUPTION?

	2015	2019
Good	32%	24%
Bad	62%	70%
Don't know	6%	5%
Refused to answer	0%	0%



## ZIMBABWE



### BRIBERY RATES\*

\* Based on people who used these public services in the previous 12 months.

	2015	2019
Overall bribery rate	22%	25%
Public schools	7%	12%
Public clinics and health centers	5%	4%
IDs	25%	19%
Utilities	10%	17%
Police	23%	24%



### HAS CORRUPTION LEVEL CHANGED IN THE PREVIOUS 12 MONTHS?

	2015	2019
Increased	68%	60%
Decreased	11%	11%
Stayed the same	15%	21%
Don't know	6%	7%
Refused to answer	0%	0%



### CAN ORDINARY PEOPLE MAKE A DIFFERENCE IN THE FIGHT AGAINST CORRUPTION?

	2015	2019
Yes	42%	45%
No	50%	46%
Neither yes nor no	6%	5%
Don't know / refused to answer	2%	5%

60%

Think corruption increased in the previous 12 months

25%

Of public service users paid a bribe in the previous 12 months

71%

Think their government is doing a bad job of tackling corruption

45%

Think that ordinary citizens can make a difference in the fight against corruption



### CORRUPTION BY INSTITUTION\*

\* Percentage who think that most or all people in these institutions are corrupt.

INSTITUTION	2015	2019
President / Prime Minister	30%	28%
Members of Parliament	38%	37%
Government officials	41%	36%
Local government officials	42%	35%
Police	58%	57%
Judges and Magistrates	29%	25%
Religious leaders	19%	15%
NGOs	-	11%
Business Executives	39%	35%
Traditional leaders	22%	15%



### IS THE GOVERNMENT DOING A GOOD OR BAD JOB OF FIGHTING CORRUPTION?

	2015	2019
Good	17%	22%
Bad	80%	71%
Don't know	3%	7%
Refused to answer	0%	1%

# ENDNOTES

- 1 Afrobarometer conducted surveys in Benin, Botswana, Burkina Faso, Cabo Verde, Cameroon, Côte d'Ivoire, eSwatini (formerly Swaziland), Gabon, Gambia, Ghana, Guinea, Kenya, Lesotho, Liberia, Madagascar, Malawi, Mali, Mauritius, Morocco, Mozambique, Namibia, Niger, Nigeria, São Tomé and Príncipe, Senegal, Sierra Leone, South Africa, Sudan, Tanzania, Togo, Tunisia, Uganda, Zambia and Zimbabwe. Omega Research conducted the survey in the Democratic Republic of Congo (DRC).
- 2 To calculate the total number of bribe payers in Africa, we used the country level bribery rates (the percentage of all adults in the country who had paid a bribe) to calculate the number of bribe payers in each country. We then added the projected number of bribe payers across all 35 countries, which gave a total number of 129.6 million. For ease of reporting, we have rounded this figure to 130 million for the purposes of this report. Source: UN population estimated 18+.
- 3 Source: AB Round 7 data for 34 countries. Additional survey data included from the DRC conducted by Omega Research. Q: In your opinion, over the past year, has the level of corruption in this country increased, decreased or stayed the same? Response options: Increased a lot; Increased somewhat; Stayed the same; Decreased somewhat; Decreased a lot; Don't know. Base. All respondents, excluding missing.
- 4 Six per cent of respondents reported "Don't know".
- 5 Transparency International (2019), End corruption to protect human rights in Sudan [https://www.transparency.org/news/pressrelease/end\\_corruption\\_to\\_protect\\_human\\_rights\\_in\\_sudan](https://www.transparency.org/news/pressrelease/end_corruption_to_protect_human_rights_in_sudan)
- 6 BBC (2017) Gambia elections: President-elect Adama Barrow's life story, <https://www.bbc.com/news/world-africa-38185428>
- 7 Courtright, J. (2018) Tensions escalate in the new Gambia, New Internationalist, <https://newint.org/features/web-exclusive/2018/03/21/division-threatens-gambia>
- 8 ENCA (2019), More than half of Madagascar MPs suspected of corruption, <https://www.enca.com/news/more-half-madagascar-mps-suspected-corruption>
- 9 Export.Gov (2016) Lesotho – Corruption, <https://www.export.gov/article?id=Lesotho-Corruption>
- 10 Government of Lesotho (2018), PM urges all to stop corruption, <https://www.gov.ls/pm-urges-all-to-stop-corruption/>

11 Source: AB Round 7 data for 34 countries. Additional survey data from the DRC conducted by Omega Research. Q: How well or badly would you say the current government is handling the following matters, or haven't you heard enough to say? "Fighting corruption in government". Response options: Very Badly; Fairly Badly; Fairly Well; Very Well; Don't know; Refused to answer. Base. All respondents, excluding missing.

12 Source: AB Round 7 data for 34 countries. Additional survey data from the DRC conducted by Omega Research. Q. How many of the following people do you think are involved in corruption, or haven't you heard enough about them to say? Response options: None; Some of them; Most of them; All of them; Don't know; Refused to answer. Base. All respondents, excluding missing.

13 Source: AB Round 7 data for 34 countries. Additional survey data from the DRC conducted by Omega Research. Q: Pooled responses. In the past 12 months have you had contact with a) a public school b) a public clinic or hospital c) the government to get an identity document (i.e. a birth certificate, driver's licence, passport or voter's card, or a permit) d) the government to get water, sanitation or electric

services e) the police – either to get assistance from the police or f) at checkpoints, during identity checks or traffic stops, or during an investigation? Respondents who answered that they had contact with any of these public services were then asked "How often, if ever did you have to pay a bribe, give a gift or do a favour" for each service. Response options: Never; Once or twice; A few times; Often; Don't Know; Refused to answer. Base. All respondents who had contact with at least one service in the previous 12 months. Percentages refer to those who said they had paid a bribe at least once for any service.

14 The bribery calculation is made by pooling responses of those who said that they had paid a bribe at least once to any of the following services: Public schools, public clinics and hospitals, for ID documents, for utility services or to the police (either to get assistance or to avoid a checkpoint). The base is all those who answered that they had contact in the previous 12 months with any of the services. N=39,983 respondents.

15 Based on 2015 population data, only counting those aged 18 and above.

16 FPA (2019), Sierra Leone Takes in Seeking Justice for Misused Ebola Fund as Liberia Still Relaxed over

Corruption Allegation, <https://frontpageafricaonline.com/news/sierra-leone-takes-in-seeking-justice-for-misused-ebola-fund-as-liberia-still-relaxed-over-corruption-allegation/>

17 Source: AB Round 7 data for 34 countries. Additional survey data from the DRC conducted by Omega Research. Q: In the past 12 months have you had contact with a) a public school b) a public clinic or hospital c) the government to get an identity document (i.e. a birth certificate, driver's licence, passport or voter's card, or a permit) d) the government to get water, sanitation or electric services e) the police – either to get assistance from the police or f) at checkpoints, during identity checks or traffic stops, or during an investigation? Respondents who answered that they had contact with each of these public services were then asked "How often, if ever, did you have to pay a bribe, give a gift, or do a favour" for each service. Response options: Never; Once or twice; A few times; Often; Don't Know; Refused to answer. Base. All respondents who had contact with each service in the previous 12 months. Percentages refer to those who said that they had paid a bribe at least once.

18 Q. Pooled responses from six questions asking about contact with public services. Base. All respondents who had contact with at least one of five public services in the previous 12 months. Percentages refer to those who

said that they had paid a bribe at least once for any service.

19 Findings are based on Afrobarometer's Lived Poverty Index, a four-point scale measuring how often people go without basic necessities (enough food, enough clean water, medicine or medical care, enough cooking fuel, a cash income).

20 Source: AB Round 7 data for 34 countries. Additional survey data from the DRC conducted by Omega Research.

Q: Please tell me whether you agree or disagree with the following statement: Ordinary people can make a difference in the fight against corruption. Response options: Strongly disagree; Disagree; Neither agree nor disagree; Agree; Strongly agree; Don't know; Refused to answer. Base: All respondents, excluding missing.

21 Q. In this country, can ordinary people report incidents of corruption without fear, or do they risk retaliation or other negative consequences if they speak out? Response options: Can report without fear; Fear reprisals; Don't know; Refused to answer. Base: All respondents, excluding missing.

22 This question was not asked in the DRC.

23 Q. Let's talk for a moment about the kind of society you would like to have in this country. Which of the

following statements is closest to your view? Choose Statement 1 or Statement 2. Statement 1: Government should be able to ban any organisation that goes against its policies. Statement 2: We should be able to join any organisation, whether or not the government approves of it. Response options: Do you agree or agree very strongly? Base: All respondents, excluding missing.

24 This question was not asked in the DRC.

25 Q. Which of the following statements is closest to your view? Choose Statement 1 or Statement 2. Statement 1: It is more important to have a government that can get things done, even if we have no influence over what it does. Statement 2: It is more important for citizens to be able to hold government accountable, even if that means it makes decisions more slowly. Response options: Do you agree or agree very strongly? Base: All respondents, excluding missing.

## **Acknowledgements**

Generous support for this report was provided by Ernst & Young and Global Affairs Canada.

We gratefully acknowledge these contributions. Responsibility for the content lies entirely with the author(s). The contributors do not necessarily share the expressed views and interpretations. For a full list of all contributors and to find out how you can support our work please visit:  
**[www.transparency.org](http://www.transparency.org)**



# CREATE CHANGE WITH US

---

## ENGAGE

Follow us, share your views and discuss corruption with people from around the world on social media.



---

## LEARN

Visit our website to learn more about our work in more than 100 countries and sign up for the latest news in the fight against corruption.

**[transparency.org](https://transparency.org)**

---

## DONATE

Your donation will help us provide support to thousands of victims of corruption, develop new tools and research and hold governments and businesses to their promises. We want to build a fairer, more just world. With your help, we can.

**[transparency.org/donate](https://transparency.org/donate)**



Transparency International  
International Secretariat  
Alt-Moabit 96, 10559 Berlin, Germany

Phone: +49 30 34 38 200  
Fax: +49 30 34 70 39 12

ti@transparency.org  
www.transparency.org

Blog: voices.transparency.org  
Facebook: /transparencyinternational  
Twitter: @anticorruption